




























Machine	Explode	Code	Description
Buffalo Heavy Duty Meat Mincer - 250kg/hr	1	AD415	Screw cap
Buffalo Heavy Duty Meat Mincer - 250kg/hr	2	AD416	Cutting plate 8mm
Buffalo Heavy Duty Meat Mincer - 250kg/hr	3	AD417	Cutting plate 5mm
Buffalo Heavy Duty Meat Mincer - 250kg/hr	4	AD418	Cutting blade
Buffalo Heavy Duty Meat Mincer - 250kg/hr	5	AE199	Feed screw
Buffalo Heavy Duty Meat Mincer - 250kg/hr	6		Head Assembly
Buffalo Heavy Duty Meat Mincer - 250kg/hr	7	AA511	Locking knob
Buffalo Heavy Duty Meat Mincer - 250kg/hr	8		Transmission Case
Buffalo Heavy Duty Meat Mincer - 250kg/hr	9	AA513	Hopper plate
Buffalo Heavy Duty Meat Mincer - 250kg/hr	10	AA514	Food pusher
Buffalo Heavy Duty Meat Mincer - 250kg/hr	11		Oil cap
Buffalo Heavy Duty Meat Mincer - 250kg/hr	12		Socket head cap screw assemblyM5×25
Buffalo Heavy Duty Meat Mincer - 250kg/hr	13		Stainless steel washer22×14.2×0.8
Buffalo Heavy Duty Meat Mincer - 250kg/hr	14		Large bevel wheel
Buffalo Heavy Duty Meat Mincer - 250kg/hr	15		Pin 3×15
Buffalo Heavy Duty Meat Mincer - 250kg/hr	16		Small bevel wheel
Buffalo Heavy Duty Meat Mincer - 250kg/hr	17		Motor assembly
Buffalo Heavy Duty Meat Mincer - 250kg/hr	18		Outer casing
Buffalo Heavy Duty Meat Mincer - 250kg/hr	19		Bolt assembly M4×6
Buffalo Heavy Duty Meat Mincer - 250kg/hr	20		Back cover
Buffalo Heavy Duty Meat Mincer - 250kg/hr	21		Socket head cap screw M4×8
Buffalo Heavy Duty Meat Mincer - 250kg/hr	22		Fuse
Buffalo Heavy Duty Meat Mincer - 250kg/hr	23	AA531	Power cord
Buffalo Heavy Duty Meat Mincer - 250kg/hr	24		Power cord protection
Buffalo Heavy Duty Meat Mincer - 250kg/hr	25		Base
Buffalo Heavy Duty Meat Mincer - 250kg/hr	26	AA534	Switch
Buffalo Heavy Duty Meat Mincer - 250kg/hr	27		Bolt assembly M4×10
Buffalo Heavy Duty Meat Mincer - 250kg/hr	28		Wire fixing
Buffalo Heavy Duty Meat Mincer - 250kg/hr	29		Capacitor bracket 39
Buffalo Heavy Duty Meat Mincer - 250kg/hr	30		Nut M4
Buffalo Heavy Duty Meat Mincer - 250kg/hr	31		Bolt assembly M4×8
Buffalo Heavy Duty Meat Mincer - 250kg/hr	32		Socket head cap screw assemblyM8×25
Buffalo Heavy Duty Meat Mincer - 250kg/hr	33		Capacitor bracket 42
Buffalo Heavy Duty Meat Mincer - 250kg/hr	34		Base board
Buffalo Heavy Duty Meat Mincer - 250kg/hr	35		Capacitor
Buffalo Heavy Duty Meat Mincer - 250kg/hr	36		Ignition Capacitor
Buffalo Heavy Duty Meat Mincer - 250kg/hr	37		Rubber feet
Buffalo Heavy Duty Meat Mincer - 250kg/hr	Not shown	AD239	Sausage Stuffing Nozzle Set