

NW608



NW458

NW608

NW1008

NW Series Modular Cube Ice Maker



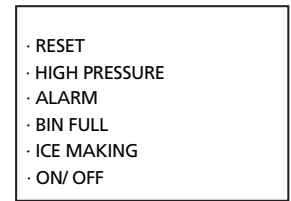
Vertical Cube System



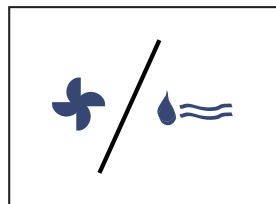
T304 Stainless Steel Panels



Proximity Condensor Air Filter



Auto-alert Indicator Lights



Water Cooled Condensor Options



Double Stack
(Needs a stacking kit sold separately)

24 Hour Volume Production

Air Cooled			Water Cooled		
70°F/21°C 50°F/10°C lb/kg	Air Water	AHRI 90°F/32°C 70°F/21°C lb/kg	70°F/21°C 50°F/10°C lb/kg	Air Water	AHRI 90°F/32°C 70°F/21°C lb/kg
616/280		470/210	606/275		562/255

Modular Bin Options



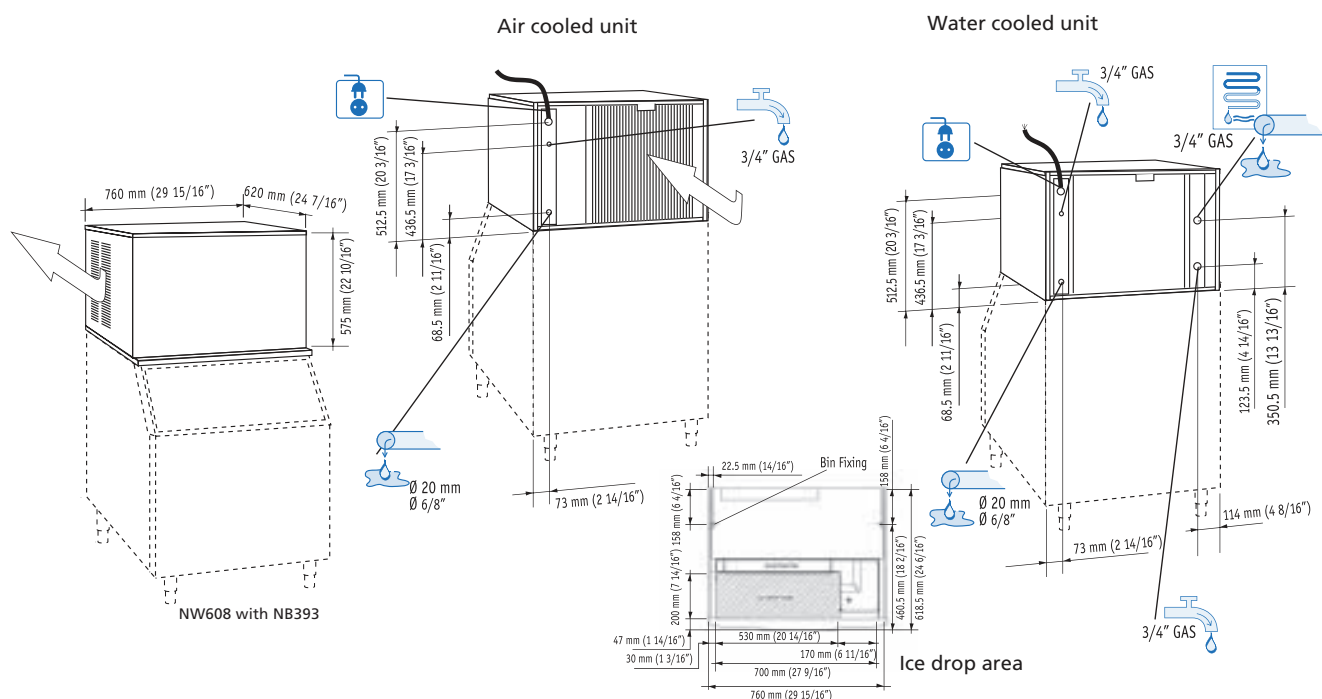
Cube Ice



Full Cube - 12g
(26.5 x 26.5 x 26 mm)
Half Cube - 6g
(13 x 26.5 x 26 mm)



Dimension



Specifications

		[Btu/h]	[W]	[mm ²]	[V/Hz/PH]	[W]	FUSE	[kwh/100lb]	[L/100lb]	[kg]	[lb]	[kg]	[lb]
NW608 AS		16600	4850	3x1.5	230/50/1	1600	16 A	7.41	65.6	73	161	88	194
NW608 WS		16600	4850	3x1.5	230/50/1	1300	16 A	--	--	72	158	87	191
NWH608 AS		16600	4850	3x1.5	230/50/1	1600	16 A	7.41	65.6	73	161	88	194
NWH608 WS		16600	4850	3x1.5	230/50/1	1300	16 A	--	--	72	158	87	191

Performance Table

NW608 AS NWH608 AS							NW608 WS NWH608 WS						
	50°	60°	70°	90°									
°C	10°	15°	21°	32°			°C	10°	15°	21°	32°		
10°	320	305	290	260	kg		10°	280	275	270	250	kg	
50°	704	671	638	572	lb		50°	617	606	595	551	lb	
21°	280	275	265	240	kg		21°	275	270	265	245	kg	
70°	616	605	583	528	lb		70°	606	595	584	540	lb	
32°	225	220	210	195	kg		32°	265	260	255	235	kg	
90°	496	485	470	430	lb		90°	584	573	562	518	lb	
38°	190	188	180	174	kg		38°	250	245	240	225	kg	
100	418	414	405	383	lb		100	351	340	329	296	lb	

Operating Range

Minimum	Maximum
10°C (50°F)	40°C (103°F)
5°C (41°F)	35°C (95°F)
-10%	+10%
1 BAR 14 psi	5 BAR 70 psi

IMPORTANT NOTICE:
Models and specifications are subject to change without notice.
This spec sheet is meant for commercial purpose only.
For technical documentation please refer to our service manuals.

www.scotsman-ice.it
www.scotsman-china.com

Scotsman
Ice Systems

Milano Madrid Chicago Dubai Singapore Shanghai Johannesburg