














Machine	Explode	Code	Description
Buffalo Double fryer 2.9 kW	1		Lid Knob
Buffalo Double fryer 2.9 kW	2		Cover
Buffalo Double fryer 2.9 kW	3	AF042	Basket Assembly
Buffalo Double fryer 2.9 kW	4	N486	Light Assembly
Buffalo Double fryer 2.9 kW	5		PCB Upper Casing
Buffalo Double fryer 2.9 kW	6	AF049	Fuse Assembly
Buffalo Double fryer 2.9 kW	7		Limited Tube
Buffalo Double fryer 2.9 kW	8		Left Panel of PCB
Buffalo Double fryer 2.9 kW	9	AF054	Element Assembly
Buffalo Double fryer 2.9 kW	10		Element Assembly Cover
Buffalo Double fryer 2.9 kW	11		Sensor
Buffalo Double fryer 2.9 kW	12		Element Assembly Bracket
Buffalo Double fryer 2.9 kW	13		Oil Pan
Buffalo Double fryer 2.9 kW	14	AF045	Seal
Buffalo Double fryer 2.9 kW	15	AF043	Connecting Tube
Buffalo Double fryer 2.9 kW	16	AF041	Corrugated Pipe
Buffalo Double fryer 2.9 kW	17		Body
Buffalo Double fryer 2.9 kW	18	N302	Drainage Tap
Buffalo Double fryer 2.9 kW	19	N152	Support Foot
Buffalo Double fryer 2.9 kW	20		PCB Rear Casing
Buffalo Double fryer 2.9 kW	21	AE837	Timer
Buffalo Double fryer 2.9 kW	22	N124	Knob
Buffalo Double fryer 2.9 kW	23		Power Cord Assembly
Buffalo Double fryer 2.9 kW	25	AF050	Thermostat
Buffalo Double fryer 2.9 kW	26		Right Panel