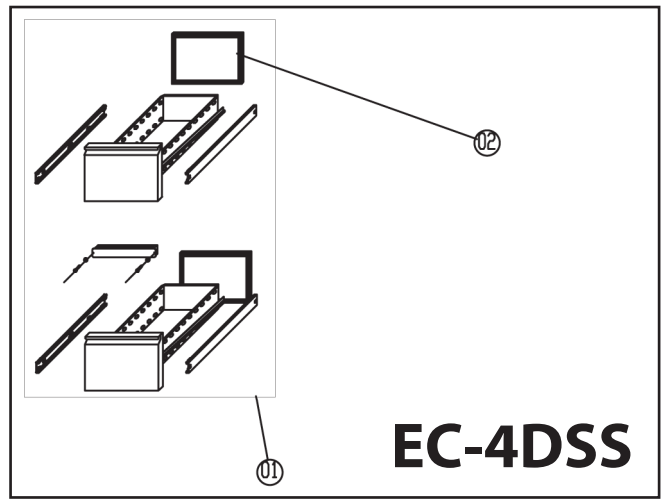
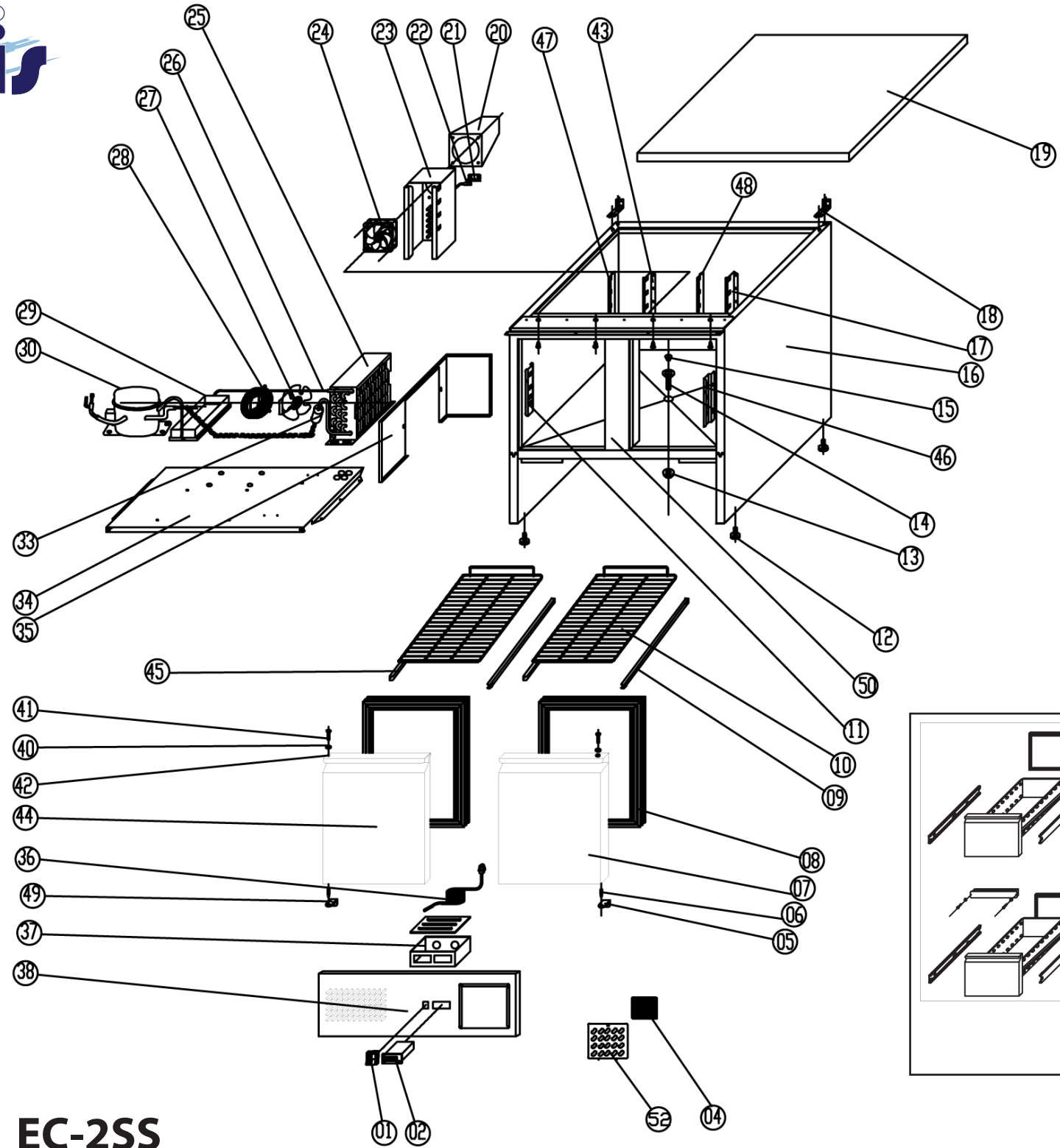


**EC SERIES
REFRIGERATION**
COLDER BY NATURE

SERVICE MANUAL





EC-4DSS

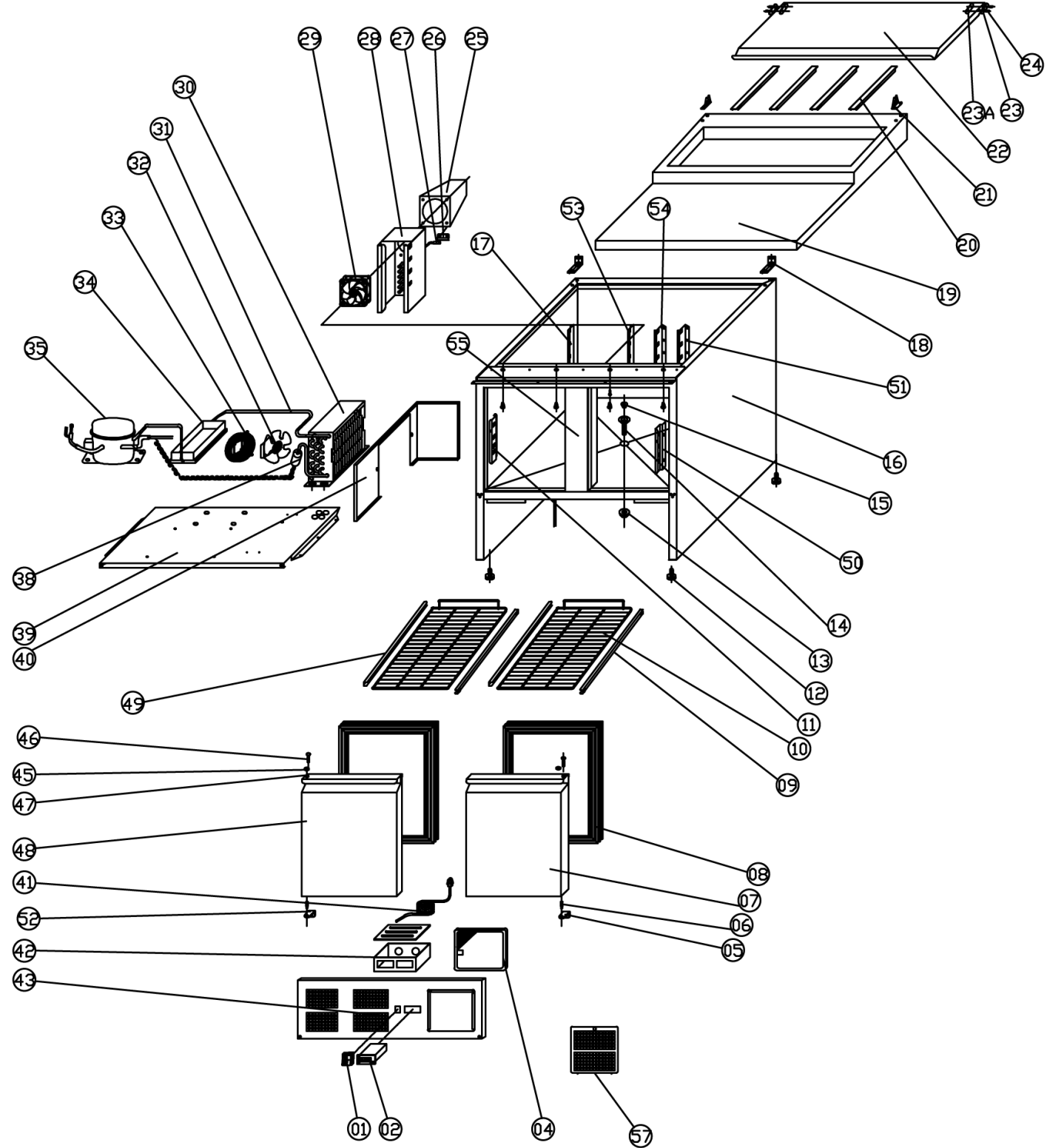
EC-2SS

EC-2SS

| DRAWING # | DESCRIPTION | PART # | DRAWING # | DESCRIPTION | PART # |
|------------------|-----------------------|----------------|------------------|--------------------------|---------------|
| 1 | ON/OFF SWITCH | GRNECSWITCH02 | 24 | CIRCULATION FAN | ECGRNMOTOR01 |
| 2 | DIGITAL CONTROLLER | GRNECCONTROL01 | 25 | CONDENSER | ☎ |
| 4 | AIR FILTER | ECFILTER01 | 26 | DISCHARGE TUBE | ☎ |
| 5 | BOTTOM RIGHT HINGE | ECHINGE02 | 27 | CONDENSER FAN | ECMOTOR04 |
| 6 | BOTTOM HINGE AXIS | ECAXIS01 | 28 | CONDENSER FAN GUARD | ☎ |
| 7 | DOOR RIGHT | ECDOOR02 | 29 | WATER PAN | ECPAN01 |
| 8 | DOOR GASKET | ECGASKET01 | 30 | COMPRESSOR | ☎ |
| 9 | GUIDE SET | GRNECGUIDE01 | 33 | FILTER DRIER | ☎ |
| 10 | SHELF | GNSHELF01 | 34 | MOUNTING BOARD | ☎ |
| 11 | SHELF RAIL LEFT | ☎ | 35 | AIR FLOW PANEL | ☎ |
| 12 | FOOT SET | ECFOOT01 | 36 | MAINS CABLE | ECCABLE01 |
| 13 | DRAIN PIPE NUT | ECDRAIN01 | 37 | CONTROL BOX | ☎ |
| 14 | DRAIN PIPE | ECDRAIN02 | 38 | FRONT GRILL | ☎ |
| 15 | DRAIN PIPE COVER | ECDRAIN03 | 40 / 42 | BUSH, NYLON WASHER & NUT | ECHINGE05 |
| 16 | CABINET | ☎ | 41 | TOP HINGE AXIS | |
| 17 | SHELF RAIL RIGHT REAR | ☎ | 42 / 40 | BUSH, NYLON WASHER & NUT | |
| 18 | BRACKET | ☎ | 43 | SHELF RAIL RIGHT REAR | ☎ |
| 19 | TOP | ☎ | 44 | DOOR LEFT | ECDOOR02 |
| 20 | AIRFLOW DUCT | ☎ | 47 | SHELF RAIL LEFT REAR | ☎ |
| 21 | PROBE PADDING | ☎ | 48 | SHELF RAIL LEFT REAR | ☎ |
| 22 | PROBE | HCECPROBE01 | 50 | DOOR MULLION | ☎ |
| 23 | FAN SUPPORT | ☎ | 52 | FRONT GRILL | ECGRILL01 |

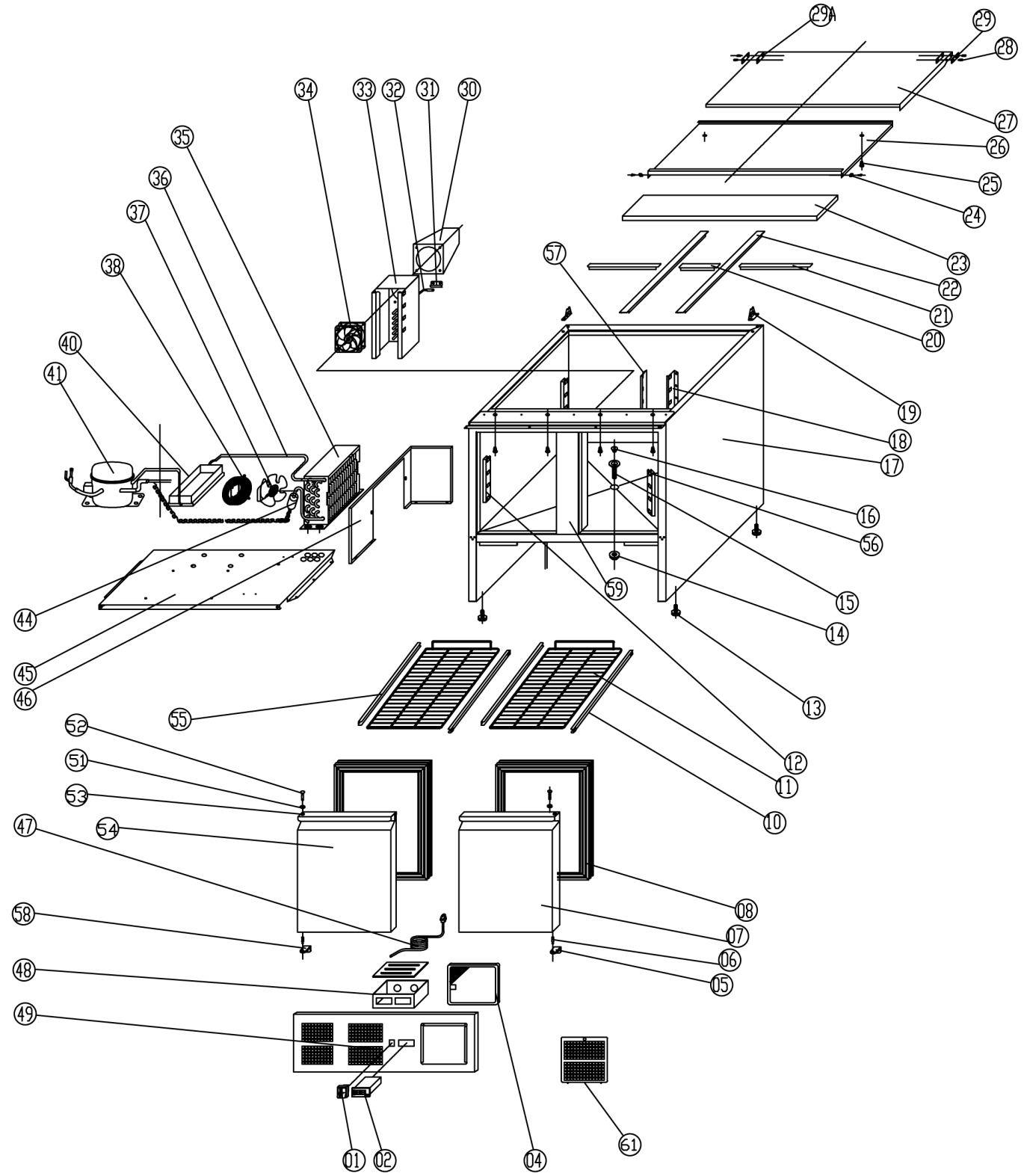
EC-4DSS

| DRAWING # | DESCRIPTION | PART # | DRAWING # | DESCRIPTION | PART # |
|------------------|-------------------------|---------------|------------------|--------------------|---------------|
| 1 | COMPLETE DRAWER SET (2) | ECDRAWER01 | 2 | DRAWER GASKET | ECGASKET02 |



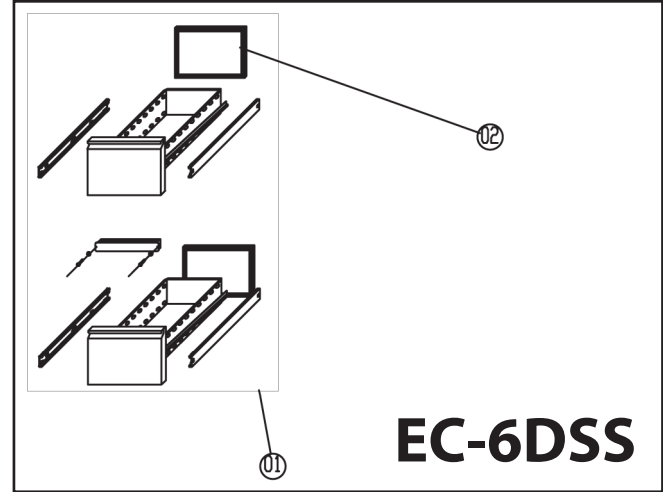
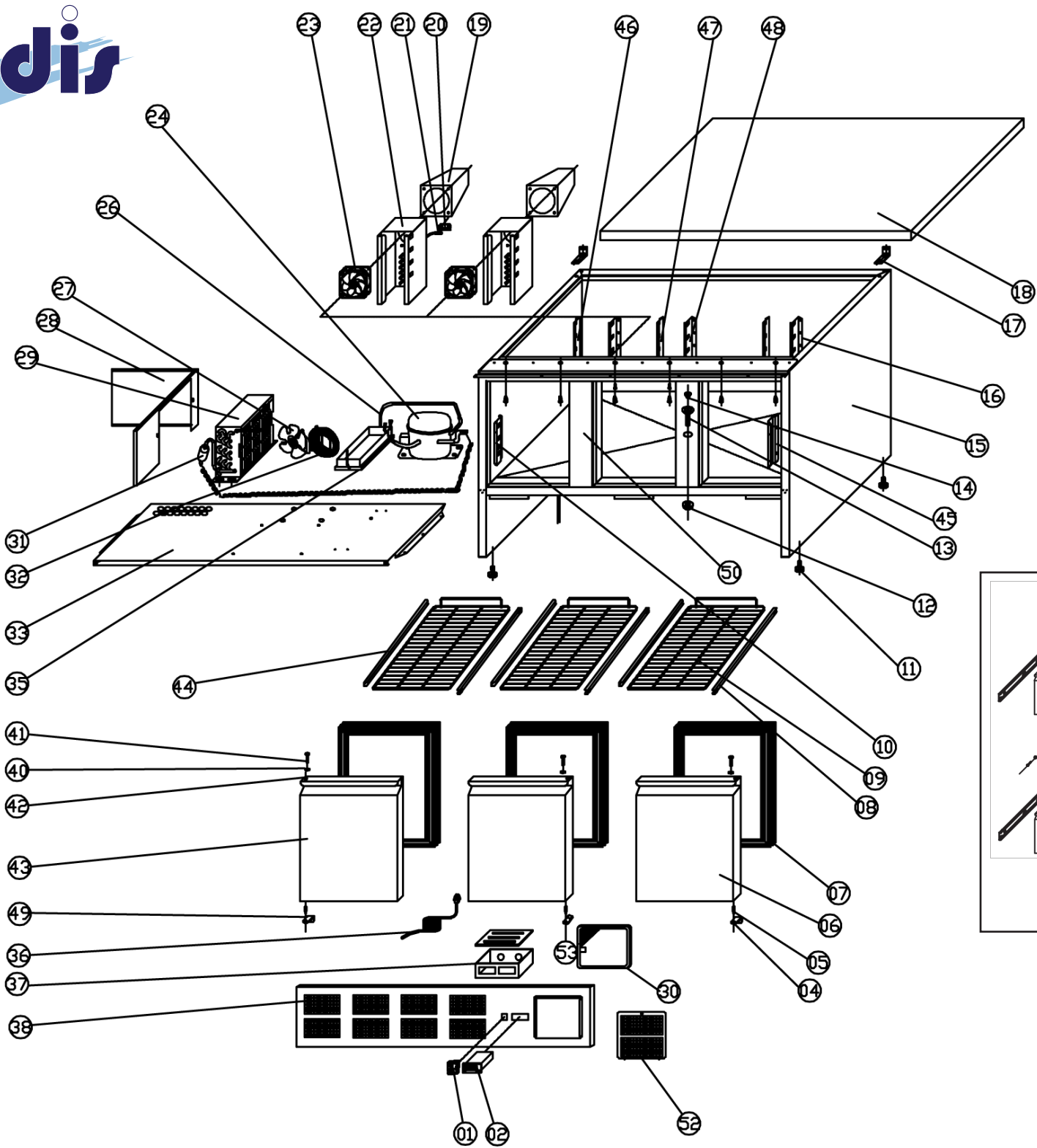
EC-2PREP

| DRAWING # | DESCRIPTION | PART # | DRAWING # | DESCRIPTION | PART # |
|------------------|---------------------|----------------|------------------|---------------------------|---------------|
| 1 | ON/OFF SWITCH | GRNECSWITCH02 | 31 | DISCHARGE TUBE | ☎ |
| 2 | DIGITAL CONTROLLER | GRNECCONTROL01 | 32 | CONDENSER FAN | ECMOTOR04 |
| 4 | SCREEN FILTER | ECFILTER01 | 33 | CONDENSER FAN GUARD | ☎ |
| 5 | BOTTOM RIGHT HINGE | ECHINGE02 | 34 | WATER PAN | ECPAN01 |
| 6 | BOTTOM HINGE AXIS | ECAXIS01 | 35 | COMPRESSOR | ☎ |
| 7 | DOOR RIGHT | ECDOOR02 | 38 | FILTER DRIER | ☎ |
| 8 | DOOR GASKET | ECGASKET01 | 39 | BASE BOARD | ☎ |
| 9 | GUIDE SET | GRNECGUIDE01 | 40 | CONDENSER COVER BOARD | ☎ |
| 10 | SHELF | GNSHELF01 | 41 | MAINS CABLE | ECCABLE01 |
| 11 | SHELF RAIL LEFT | ☎ | 42 | JUNCTION BOX | ☎ |
| 12 | FOOT SET | ECFOOT01 | 43 | FRONT PANEL | ☎ |
| 13 | DRAIN PIPE NUT | ECDRAIN01 | 45 | BUSH, NYLON WASHER & NUT | ECHINGE05 |
| 14 | DRAIN PIPE | ECDRAIN02 | 46 | TOP HINGE AXIS | |
| 15 | DRAIN PIPE COVER | ECDRAIN03 | 47 | BUSH, NYLON WASHER & NUT | |
| 16 | CABINET | ☎ | 48 | DOOR LEFT | ECDOOR01 |
| 17 | BACK SUPPORT LEFT | ☎ | 49 | GUIDE SET | ECGUIDE01 |
| 18 | BRACKET | ☎ | 50 | SIDE SUPPORT RIGHT | ☎ |
| 19 | TOP | ☎ | 51 | BACK SUPPORT RIGHT | ☎ |
| 20 | PAN SUPPORTS | ☎ | 52 | BOTTOM LEFT HINGE | ECHINGE01 |
| 21 | COVER HINGE | ECHINGE04 | 53 | BACK MIDDLE SUPPORT LEFT | ☎ |
| 22 | TOP COVER | ECCOVER01 | 54 | BACK MIDDLE SUPPORT RIGHT | ☎ |
| 23 | STRENGTHENING BOARD | ECBOARD01 | 55 | MIDDLE BRIDGE | ☎ |
| 24 | COVER HINGE AXIS | ECAXIS02 | 57 | SCREEN FILTER SUPPORT | ECGRILL01 |
| 25 | AIRFLOW DUCT | ☎ | | | |
| 26 | PROBE PADDING | ☎ | | | |
| 27 | PROBE | HCECPROBE01 | | | |
| 28 | FAN SUPPORT | ☎ | | | |
| 29 | CIRCULATION FAN | ECGRNMOTOR01 | | | |
| 30 | CONDENSER | ☎ | | | |



EC-2SALAD

| DRAWING # | DESCRIPTION | PART # | DRAWING # | DESCRIPTION | PART # |
|------------------|----------------------|----------------|------------------|--------------------------|---------------|
| 1 | ON/OFF SWITCH | GRNECSWITCH02 | 32 | PROBE | HCECPROBE01 |
| 2 | DIGITAL CONTROLLER | GRNECCONTROL01 | 33 | FAN SUPPORT | ☎ |
| 4 | SCREEN FILTER | ECFILTER01 | 34 | CIRCULATION FAN | ECGRNMOTOR01 |
| 5 | BOTTOM RIGHT HINGE | ECHINGE02 | 35 | CONDENSER | ☎ |
| 6 | BOTTOM HINGE AXIS | ECAXIS01 | 36 | DISCHARGE TUBE | ☎ |
| 7 | DOOR RIGHT | ECDOOR02 | 37 | CONDENSER FAN | ECMOTOR04 |
| 8 | DOOR GASKET | ECGASKET01 | 38 | CONDENSER FAN GUARD | ☎ |
| 10 | GUIDE SET | GRNECGUIDE01 | 40 | WATER PAN | ECPAN01 |
| 11 | SHELF | GNSHELF01 | 41 | COMPRESSOR | ☎ |
| 12 | SHELF RAIL LEFT | ☎ | 44 | FILTER DRIER | ☎ |
| 13 | FOOT SET | ECFOOT01 | 45 | BASE BOARD | ☎ |
| 14 | DRAIN PIPE NUT | ECDRAIN01 | 46 | CONDENSER COVER | ☎ |
| 15 | DRAIN PIPE | ECDRAIN02 | 47 | MAINS CABLE | ECCABLE01 |
| 16 | DRAIN PIPE COVER | ECDRAIN03 | 48 | JUNCTION BOX | ☎ |
| 17 | CABINET | ☎ | 49 | FRONT PANEL | ☎ |
| 18 | BACK SUPPORT LEFT | ☎ | 51 | BUSH, NYLON WASHER & NUT | ECHINGE05 |
| 19 | COVER HINGE | ECHINGE04 | 52 | TOP HINGE AXIS | |
| 20 | PAN SUPPORT SHORT | ☎ | 53 | BUSH, NYLON WASHER & NUT | |
| 21 | PAN SUPPORT MIDDLE | ☎ | 54 | DOOR LEFT | ECDOOR01 |
| 22 | PAN SUPPORT LONG | ☎ | 55 | GUIDE SET | GRNECGUIDE01 |
| 23 | CUTTING BOARD | ECBOARD02 | 56 | SIDE SUPPORT RIGHT | ☎ |
| 24 | PLASTIC SLIDING AXIS | ☎ | 57 | BACK MIDDLE | ☎ |
| 25 | SMALL PLASTIC CAP | ☎ | 58 | BOTTOM HINGE LEFT | ECHINGE01 |
| 26 | MOVEMENT COVER | ☎ | 59 | DOOR MULLION | ☎ |
| 27 | FIXED COVER | ☎ | 61 | FRONT GRILL | ECGRILL01 |
| 28 | COVER HINGE AXIS | ECAXIS02 | | | |
| 29 | STRENGTHENING BOARD | ECBOARD01 | | | |
| 30 | AIRFLOW DUCT | ☎ | | | |
| 31 | PROBE PADDING | ☎ | | | |



EC-6DSS

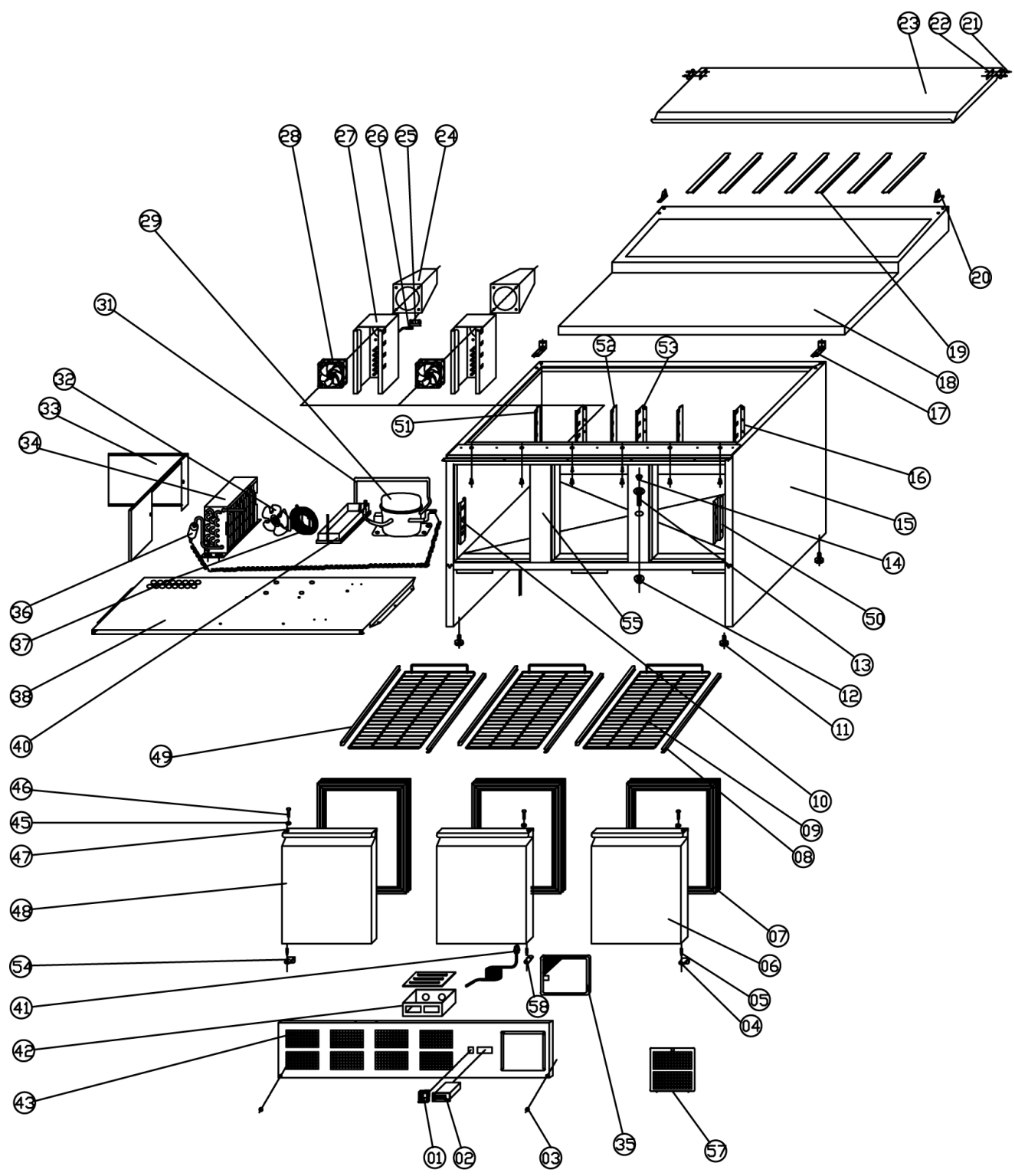
EC-3SS

EC-3SS

| DRAWING # | DESCRIPTION | PART # | DRAWING # | DESCRIPTION | PART # |
|------------------|-----------------------|----------------|------------------|---------------------------|---------------|
| 1 | ON/OFF SWITCH | GRNECSWITCH02 | 27 | CONDENSER FAN | ECMOTOR04 |
| 2 | DIGITAL CONTROLLER | GRNECCONTROL01 | 28 | CONDENSER COVER BOARD | ☎ |
| 4 | BOTTOM RIGHT HINGE | ECHINGE02 | 29 | CONDENSER | ☎ |
| 5 | BOTTOM HINGE AXIS | ECAXIS01 | 30 | AIR FILTER | ECFILTER01 |
| 6 | DOOR RIGHT | ECDOOR02 | 31 | FILTER DRIER | ☎ |
| 7 | DOOR GASKET | ECGASKET01 | 32 | CONDENSER FAN GUARD | ☎ |
| 8 | GUIDE SET | GRNECGUIDE01 | 33 | BASE BOARD | ☎ |
| 9 | SHELF | GNSHELF01 | 35 | WATER PAN | ECPAN01 |
| 10 | SHELF RAIL LEFT | ☎ | 36 | MAINS CABLE | ECCABLE01 |
| 11 | FOOT SET | ECFOOT01 | 37 | JUNCTION BOX | ☎ |
| 12 | DRAIN PIPE NUT | ECDRAIN01 | 38 | FRONT PANEL | ☎ |
| 13 | DRAIN PIPE | ECDRAIN02 | 40 | BUSH, NYLON WASHER & NUT | ECHINGE05 |
| 14 | DRAIN PIPE COVER | ECDRAIN03 | 41 | TOP HINGE AXIS | |
| 15 | CABINET | ☎ | 42 | BUSH, NYLON WASHER & NUT | |
| 16 | SHELF RAIL RIGHT REAR | ☎ | 43 | DOOR LEFT | ECDOOR01 |
| 17 | BRACKET | ☎ | 44 | GUIDE SET | GRNECGUIDE01 |
| 18 | TOP | ☎ | 45 | SIDE SUPPORT RIGHT | ☎ |
| 19 | AIRFLOW DUCT | ☎ | 46 | BACK SUPPORT LEFT | ☎ |
| 20 | PROBE PADDING | ☎ | 47 | BACK MIDDLE SUPPORT LEFT | ☎ |
| 21 | PROBE | HCECPROBE01 | 48 | BACK MIDDLE SUPPORT RIGHT | ☎ |
| 22 | FAN SUPPORT | ☎ | 49 | BOTTOM LEFT HINGE | ECHINGE01 |
| 23 | CIRCULATION FAN | ECGRNMOTOR01 | 50 | DOOR MULLION | ☎ |
| 24 | COMPRESSOR | ☎ | 52 | FRONT GRILL | ECGRILL01 |
| 26 | DISCHARGE TUBE | ☎ | 53 | MIDDLE HINGE | ECHINGE03 |

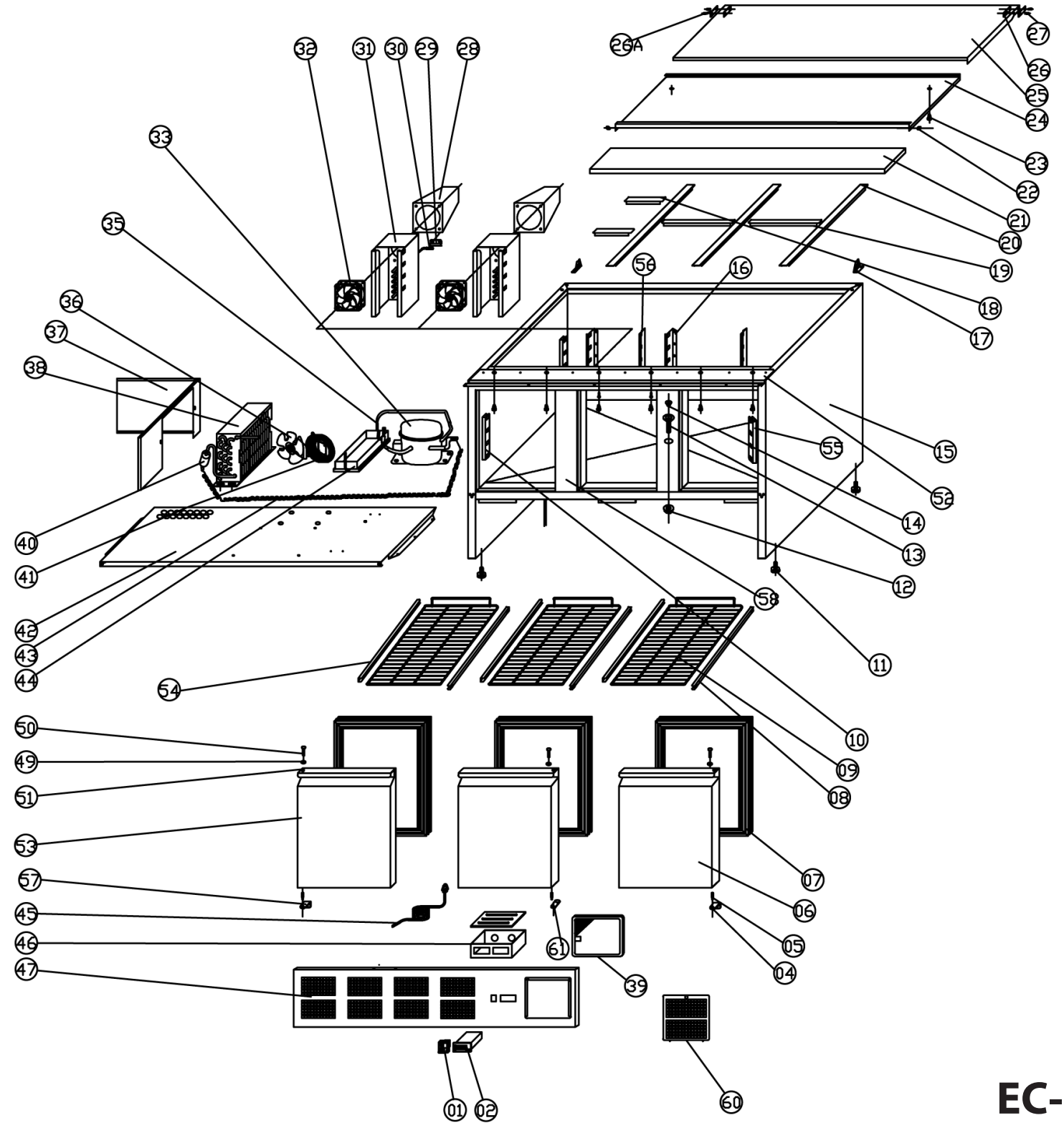
EC-6DSS

| DRAWING # | DESCRIPTION | PART # | DRAWING # | DESCRIPTION | PART # |
|------------------|-------------------------|---------------|------------------|--------------------|---------------|
| 1 | COMPLETE DRAWER SET (2) | ECDRAWER01 | 2 | DRAWER GASKET | ECGASKET02 |



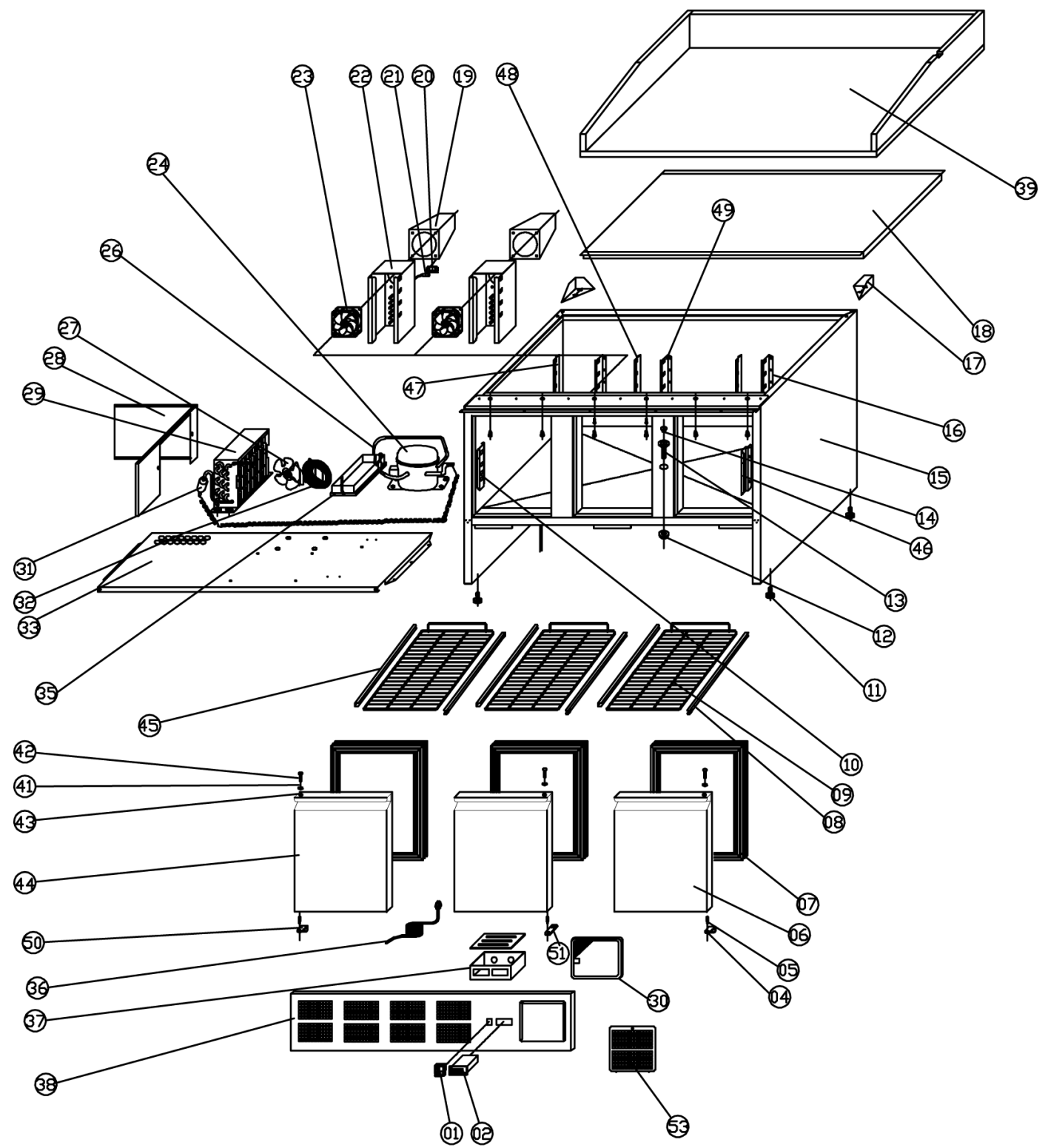
EC-3PREP

| DRAWING # | DESCRIPTION | PART # | DRAWING # | DESCRIPTION | PART # |
|------------------|-----------------------|----------------|------------------|---------------------------|---------------|
| 1 | ON/OFF SWITCH | GRNECSWITCH02 | 30 | | |
| 2 | DIGITAL CONTROLLER | GRNECCONTROL01 | 31 | DISCHARGE TUBE | ☎ |
| 3 | PLASTIC CAP | ☎ | 32 | CONDENSER FAN | ECMOTOR04 |
| 4 | BOTTOM RIGHT HINGE | EHINGE02 | 33 | CONDENSER COVER BOARD | ☎ |
| 5 | BOTTOM HINGE AXIS | ECAXIS01 | 34 | CONDENSER | ☎ |
| 6 | DOOR RIGHT | ECDOOR02 | 35 | AIR FILTER | ECFILTER01 |
| 7 | DOOR GASKET | ECGASKET01 | 36 | FILTER DRIER | ☎ |
| 8 | GUIDE SET | GRNECGUIDE01 | 37 | CONDENSER FAN GUARD | ☎ |
| 9 | SHELF | GNSHELF01 | 38 | BASE BOARD | ☎ |
| 10 | SHELF RAIL LEFT | ☎ | 39 | | |
| 11 | FOOT SET | ECFOOT01 | 40 | WATER PAN | ECPAN01 |
| 12 | DRAIN PIPE NUT | ECDRAIN01 | 41 | MAINS CABLE | ECCABLE01 |
| 13 | DRAIN PIPE | ECDRAIN02 | 42 | JUNCTION BOX | ☎ |
| 14 | DRAIN PIPE COVER | ECDRAIN03 | 43 | FRONT PANEL | ☎ |
| 15 | CABINET | ☎ | 44 | | |
| 16 | SHELF RAIL RIGHT REAR | ☎ | 45 | BUSH, NYLON WASHER & NUT | EHINGE05 |
| 17 | BRACKET | ☎ | 46 | TOP HINGE AXIS | |
| 18 | TOP | ☎ | 47 | BUSH, NYLON WASHER & NUT | |
| 19 | PAN SUPPORTS | ☎ | 48 | DOOR LEFT | ECDOOR01 |
| 20 | COVER HINGE | EHINGE04 | 49 | GUIDE SET | GRNECGUIDE01 |
| 21 | COVER HINGE AXIS | ECAXIS02 | 50 | SIDE SUPPORT RIGHT | ☎ |
| 22 | STRENGTHENING BOARD | ECBOARD01 | 51 | BACK SUPPORT LEFT | ☎ |
| 23 | TOP COVER | ECCOVER01 | 52 | BACK MIDDLE SUPPORT LEFT | ☎ |
| 24 | AIRFLOW DUCT | ☎ | 53 | BACK MIDDLE SUPPORT RIGHT | ☎ |
| 25 | PROBE PADDING | ☎ | 54 | BOTTOM LEFT HINGE | EHINGE01 |
| 26 | PROBE | HCECPROBE01 | 55 | DOOR MULLION | ☎ |
| 27 | FAN SUPPORT | ☎ | 57 | FRONT GRILL | ECGRILL01 |
| 28 | CIRCULATION FAN | ECGRNMOTOR01 | 58 | MIDDLE HINGE | EHINGE03 |
| 29 | COMPRESSOR | ☎ | | | |



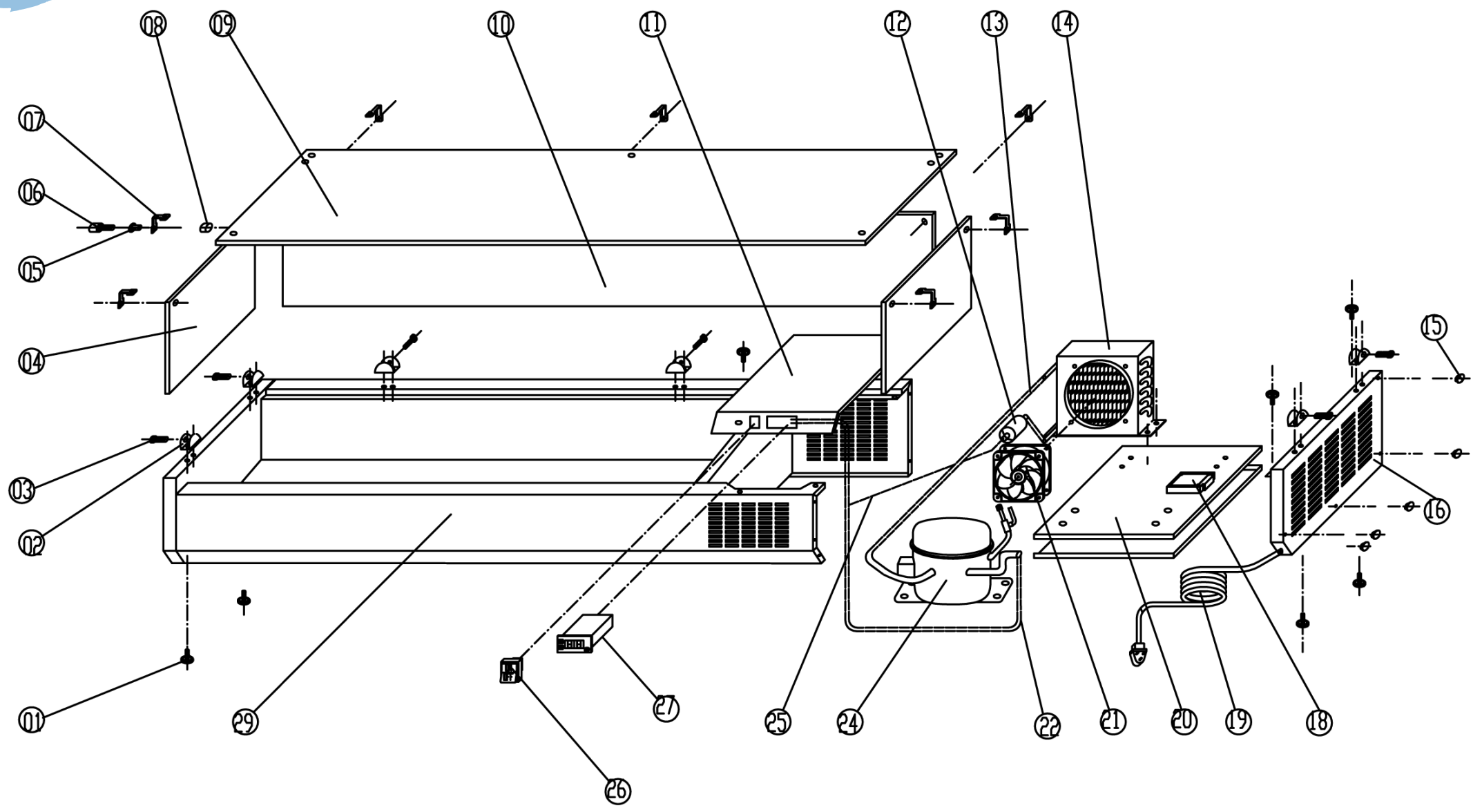
EC-3SALAD

| DRAWING # | DESCRIPTION | PART # | DRAWING # | DESCRIPTION | PART # |
|------------------|----------------------|---|------------------|--------------------------|---|
| 1 | ON OFF SWITCH | GRNECSWITCH02 | 31 | FAN SUPPORT |  |
| 2 | DIGITAL CONTROLLER | HCECCONTROL01 | 32 | CIRCULATION FAN | ECGRNMOTOR01 |
| 4 | BOTTOM RIGHT HINGE | ECHINGE02 | 33 | COMPRESSOR |  |
| 5 | BOTTOM HINGE AXIS | ECAXIS01 | 35 | DISCHARGE TUBE |  |
| 6 | DOOR RIGHT | ECDOOR02 | 36 | CONDENSER FAN | ECMOTOR04 |
| 7 | DOOR GASKET | ECGASKET01 | 37 | CONDENSER COVER BOARD |  |
| 8 | GUIDE SET | GRNECGUIDE01 | 38 | CONDENSER |  |
| 9 | SHELF | GNSHELF01 | 39 | AIR FILTER | ECFILTER01 |
| 10 | SIDE SUPPORT LEFT |  | 40 | FILTER DRIER |  |
| 11 | FOOT SET | ECFOOT01 | 41 | CONDENSER FAN GUARD |  |
| 12 | DRAIN PIPE NUT | ECDRAIN01 | 42 | BASE BOARD |  |
| 13 | DRAIN PIPE | ECDRAIN02 | 43 | CAPILLARY |  |
| 14 | DRAIN PIPE COVER | ECDRAIN03 | 44 | WATER PAN | ECPAN01 |
| 15 | CABINET |  | 45 | MAINS CABLE | ECCABLE01 |
| 16 | BACK MIDDLE SUPPORT |  | 46 | JUNCTION BOX |  |
| 17 | COVER HINGE | ECHINGE04 | 47 | FRONT PANEL |  |
| 18 | PAN SUPPORT SHORT |  | 49 | BUSH, NYLON WASHER & NUT | ECHINGE05 |
| 19 | PAN SUPPORT MIDDLE |  | 50 | TOP HINGE AXIS | |
| 20 | PAN SUPPORT LONG |  | 51 | BUSH, NYLON WASHER & NUT | |
| 21 | CUTTING BOARD | ECBOARD03 | 52 | TOP HINGE BOARD |  |
| 22 | PLASTIC SLIDING AXIS |  | 53 | DOOR LEFT | ECDOOR01 |
| 23 | PLASTIC PIN |  | 54 | GUIDE SET | GRNECGUIDE01 |
| 24 | MOVEMENT COVER |  | 55 | SIDE SUPPORT RIGHT |  |
| 25 | FIXED COVER |  | 56 | BACK MIDDLE SUPPORT |  |
| 26 | STRENGTHENING BOARD | ECBOARD01 | 57 | BOTTOM LEFT HINGE | ECHINGE01 |
| 27 | COVER HINGE AXIS | ECAXIS02 | 58 | DOOR MULLION |  |
| 28 | AIRFLOW DUCT |  | 60 | FRONT GRILL | ECGRILL01 |
| 29 | PROBE PADDING |  | 61 | MIDDLE HINGE | ECHINGE03 |
| 30 | PROBE | HCECPROBE01 | | | |



EC-3PIZZA

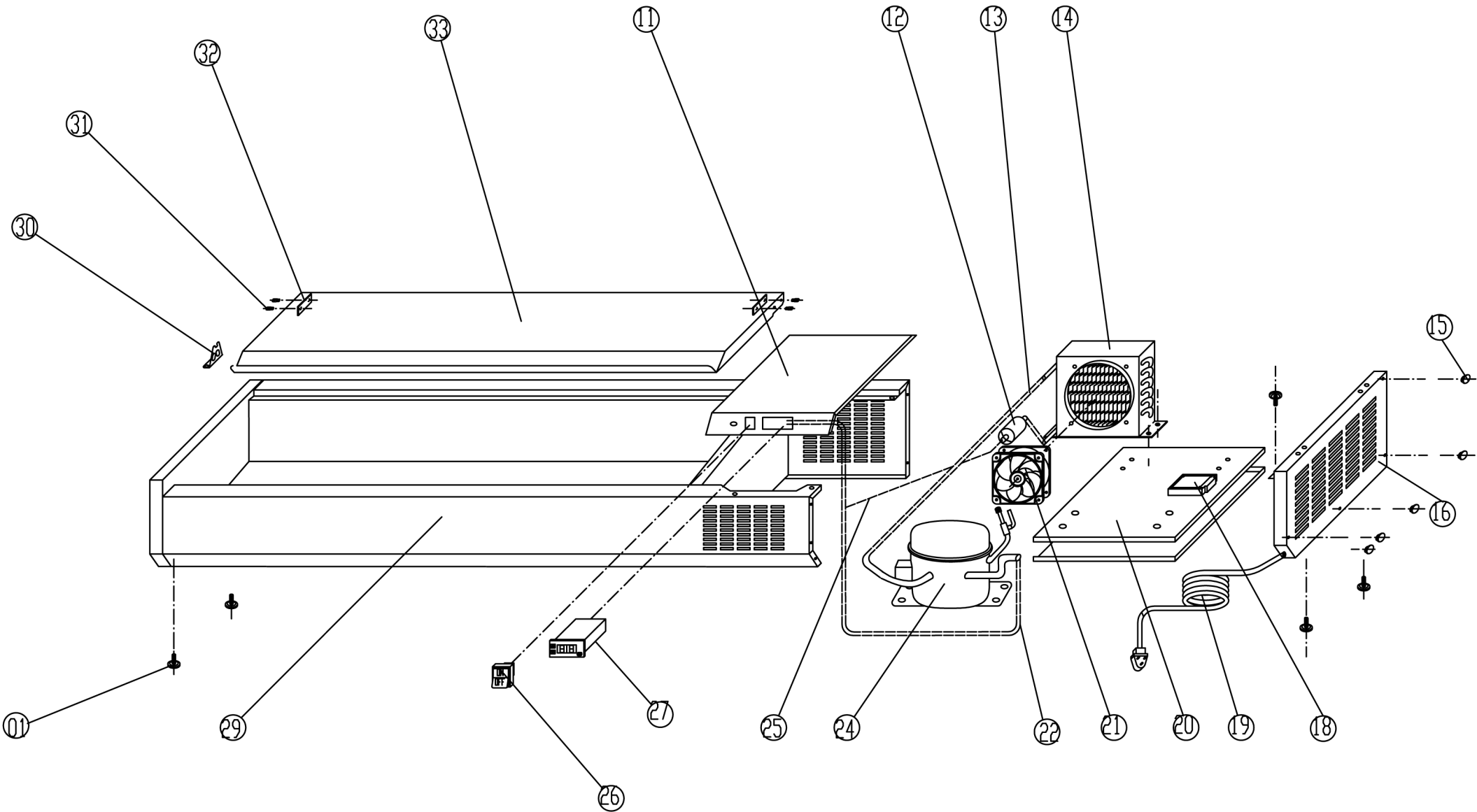
| DRAWING # | DESCRIPTION | PART # | DRAWING # | DESCRIPTION | PART # |
|------------------|--------------------|---------------|------------------|--------------------------|---------------|
| 1 | ON OFF SWITCH | GRNECSWITCH02 | 27 | CONDENSER FAN | ECMOTOR04 |
| 2 | DIGITAL CONTROLLER | HCECCONTROL01 | 28 | CONDENSER COVER | ☎ |
| 4 | BOTTOM RIGHT HINGE | ECHINGE02 | 29 | CONDENSER | ☎ |
| 5 | BOTTOM HINGE AXIS | ECAXIS01 | 30 | AIR FILTER | ECFILTER01 |
| 6 | DOOR RIGHT | ECDOOR02 | 31 | FILTER DRIER | ☎ |
| 7 | DOOR GASKET | ECGASKET01 | 32 | CONDENSER FAN GUARD | ☎ |
| 8 | GUIDE SET | GRNECGUIDE01 | 33 | BASE BOARD | ☎ |
| 9 | SHELF | GNSHELF01 | 35 | WATER PAN | ECPAN01 |
| 10 | SIDE SUPPORT LEFT | ☎ | 36 | MAINS CABLE | ECCABLE01 |
| 11 | FOOT SET | ECFOOT01 | 37 | JUNCTION BOX | ☎ |
| 12 | DRAIN PIPE NUT | ECDRAIN01 | 38 | FRONT PANEL | ☎ |
| 13 | DRAIN PIPE | ECDRAIN02 | 39 | GRANITE TOP | ☎ |
| 14 | DRAIN PIPE COVER | ECDRAIN03 | 41 | BUSH, NYLON WASHER & NUT | ECHINGE05 |
| 15 | CABINET | ☎ | 42 | TOP HINGE AXIS | |
| 16 | BACK SUPPORT | ☎ | 43 | BUSH, NYLON WASHER & NUT | |
| 17 | BRACKET | ☎ | 44 | DOOR LEFT | ECDOOR01 |
| 18 | INTERNAL TOP COVER | ☎ | 45 | GUIDE SET | GRNECGUIDE01 |
| 19 | AIRFLOW DUCT | ☎ | 46 | SIDE SUPPORT RIGHT | ☎ |
| 20 | PROBE CLIP | ☎ | 47 | BACK SUPPORT LEFT | ☎ |
| 21 | PROBE | HCECPROBE01 | 48 | BACK MIDDLE LEFT | ☎ |
| 22 | FAN SUPPORT | ☎ | 49 | BACK MIDDLE RIGHT | ☎ |
| 23 | CIRCULATION FAN | ECGRNMOTOR01 | 50 | BOTTOM LEFT HINGE | ECHINGE01 |
| 24 | COMPRESSOR | ☎ | 51 | MIDDLE HINGE | ECHINGE03 |
| 26 | DISCHARGE TUBE | | 53 | FRONT GRILL | ECGRILL01 |



EC-3PIZZA TOPPING UNIT





































EC-3PIZZA TOPPING UNIT

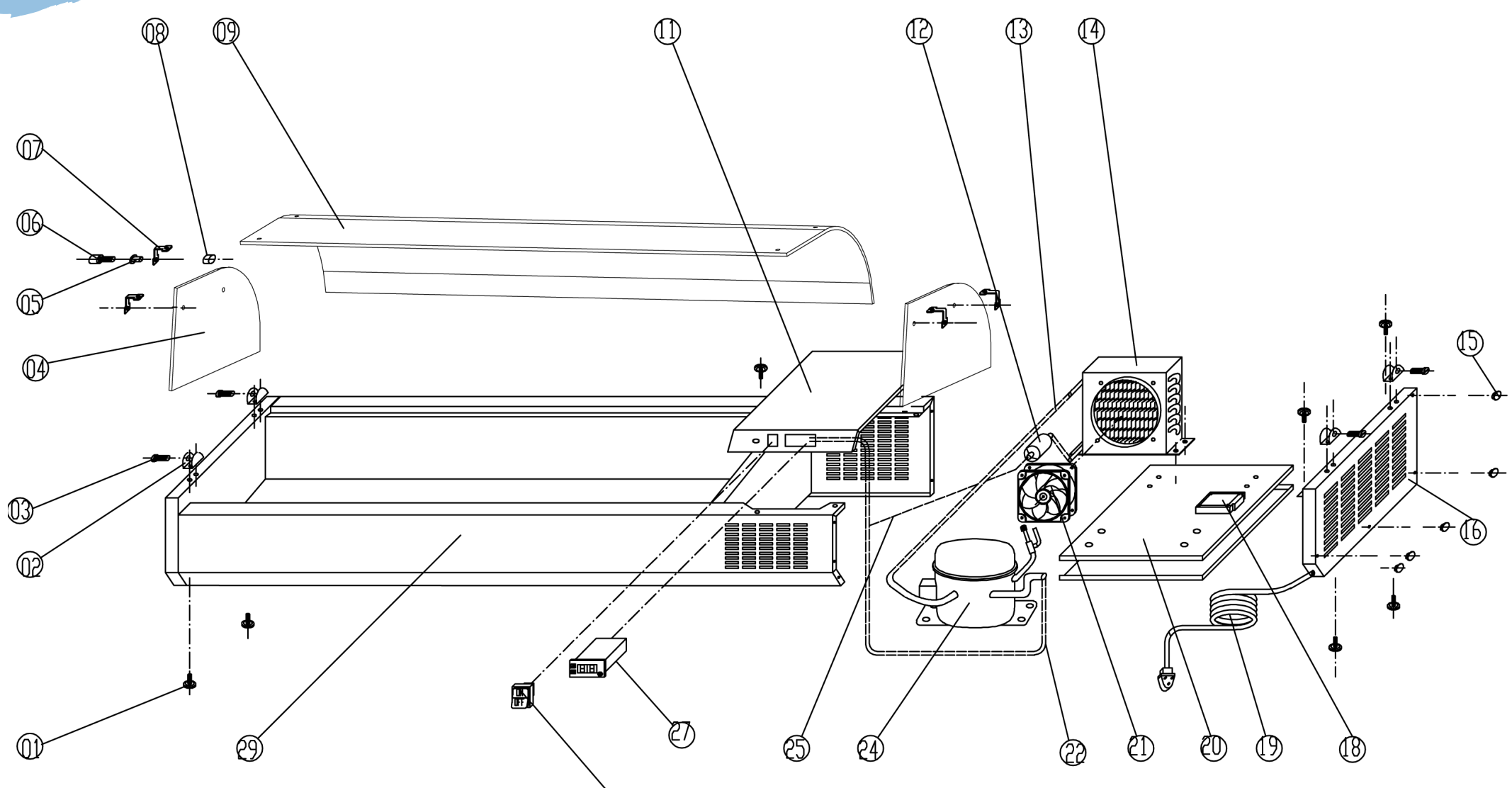
| DRAWING # | DESCRIPTION | PART NUMBER |
|------------------|-----------------------|--------------------|
| 1 | FOOT SET | ECFOOT01 |
| 2 | GLASS CLIP | VRX.01 |
| 3 | GLASS CLIP FIXED BOLT | VRX.05 |
| 4 | SIDE GLASS | ☎ |
| 5 | BUSHING | VRX.04 |
| 6 | GLASS FIXED BOLT | VRX.20 |
| 7 | GLASS LINK CLIP | VRX.06 |
| 8 | GLASS CLIP FIXED NUT | VRX.07 |
| 9 | TOP GLASS | ☎ |
| 10 | BACK GLASS | ☎ |
| 11 | COMPRESSOR COVER | ☎ |
| 12 | FILTER DRIER | ☎ |
| 13 | DISCHARGE TUBE | ☎ |
| 14 | CONDENSER | ☎ |
| 15 | PLASTIC CAP | ☎ |
| 16 | SIDE COVER | ☎ |
| 18 | JUNCTION BOX | ☎ |
| 19 | CABLE | ECCABLE01 |
| 20 | BASE BOARD | ☎ |
| 21 | CONDENSER FAN | ECMOTOR04 |
| 22 | SUCTION TUBE | ☎ |
| 24 | COMPRESSOR | ☎ |
| 25 | CAPILLARY | ☎ |
| 26 | ON OFF SWITCH | GRNECSWITCH02 |
| 27 | DIGITAL CONTROLLER | HCECCONTROL01 |
| 29 | CABINET | ☎ |



EC SERIES TOPPING UNIT S/S LID











































EC TOPPING UNITS - SS LID

| DRAWING # | DESCRIPTION | EC-T12S | EC-T15S | EC-T18S |
|------------------|---------------------|---|---|---|
| 1 | FOOT SET | ECFOOT01 | ECFOOT01 | ECFOOT01 |
| 11 | COMPRESSOR COVER |  |  |  |
| 12 | FILTER DRIER |  |  |  |
| 13 | DISCHARGE TUBE |  |  |  |
| 14 | CONDENSER |  |  |  |
| 15 | PLASTIC CAP |  |  |  |
| 16 | SIDE COVER |  |  |  |
| 18 | JUNCTION BOX |  |  |  |
| 19 | CABLE | ECCABLE01 | ECCABLE01 | ECCABLE01 |
| 20 | BASE BOARD |  |  |  |
| 21 | CONDENSER FAN | ECMOTOR04 | ECMOTOR04 | ECMOTOR04 |
| 22 | SUCTION TUBE |  |  |  |
| 24 | COMPRESSOR |  |  |  |
| 25 | CAPILLARY |  |  |  |
| 26 | ON OFF SWITCH | GRNECSWITCH02 | GRNECSWITCH02 | GRNECSWITCH02 |
| 27 | DIGITAL CONTROLLER | HCECCONTROL01 | HCECCONTROL01 | HCECCONTROL01 |
| 29 | CABINET |  |  |  |
| 30 | COVER HINGE | ECHINGE04 | ECHINGE04 | ECHINGE04 |
| 31 | COVER HINGE AXIS | ECAXIS02 | ECAXIS02 | ECAXIS02 |
| 32 | STRENGTHENING BOARD | ECBOARD01 | ECBOARD01 | ECBOARD01 |
| 33 | STAINLESS STEEL LID | ECT12SCOVER | ECT15SCOVER | ECT18SCOVER |



EC SERIES TOPPING UNIT CURVED GLASS TOP

EC TOPPING UNITS - CURVED GLASS TOP

| DRAWING # | DESCRIPTION | EC-T12G | EC-T15G | EC-T18G |
|------------------|-----------------------|---|---|---|
| 1 | FOOT SET | ECFOOT01 | ECFOOT01 | ECFOOT01 |
| 2 | GLASS CLIP | VRX.01 | VRX.01 | VRX.01 |
| 3 | GLASS CLIP FIXED BOLT | VRX.05 | VRX.05 | VRX.05 |
| 4 | SIDE CURVED GLASS |  |  |  |
| 5 | BUSHING | VRX.04 | VRX.04 | VRX.04 |
| 6 | GLASS FIXED BOLT | VRX.20 | VRX.20 | VRX.20 |
| 7 | GLASS LINK CLIP | VRX.06 | VRX.06 | VRX.06 |
| 8 | GLASS CLIP FIXED NUT | VRX.07 | VRX.07 | VRX.07 |
| 9 | CURVED GLASS |  |  |  |
| 11 | COMPRESSOR COVER |  |  |  |
| 12 | FILTER DRIER |  |  |  |
| 13 | DISCHARGE TUBE |  |  |  |
| 14 | CONDENSER |  |  |  |
| 15 | PLASTIC CAP |  |  |  |
| 16 | SIDE COVER |  |  |  |
| 18 | JUNCTION BOX |  |  |  |
| 19 | CABLE | ECCABLE01 | ECCABLE01 | ECCABLE01 |
| 20 | BASE BOARD |  |  |  |
| 21 | CONDENSER FAN | ECMOTOR04 | ECMOTOR04 | ECMOTOR04 |
| 22 | SUCTION TUBE |  |  |  |
| 24 | COMPRESSOR |  |  |  |
| 25 | CAPILLARY |  |  |  |
| 26 | ON OFF SWITCH | GRNECSWITCH02 | GRNECSWITCH02 | GRNECSWITCH02 |
| 27 | DIGITAL CONTROLLER | HCECCONTROL01 | HCECCONTROL01 | HCECCONTROL01 |
| 29 | CABINET |  |  |  |