









































Machine	Explode	Code	Description
CD229 Polar Refrigerated	1		Power cord
CD229 Polar Refrigerated	2		Socket
CD229 Polar Refrigerated	3		Bracket
CD229 Polar Refrigerated	4		Condenser
CD229 Polar Refrigerated	5		Condenser Insulation
CD229 Polar Refrigerated	6		Left Glass
CD229 Polar Refrigerated	7		Left Panel
CD229 Polar Refrigerated	8		Circuit Board Fixing
CD229 Polar Refrigerated	9		Circuit Board Casing
CD229 Polar Refrigerated	10	AD420	Digital Controller for models post PO 136460 onwards
CD229 Polar Refrigerated	10		Digital Controller for model prior to PO136460
CD229 Polar Refrigerated	11		Compressor
CD229 Polar Refrigerated	12		Right Panel
CD229 Polar Refrigerated	13		Right Glass
CD229 Polar Refrigerated	14-1		Washer
CD229 Polar Refrigerated	14-2		Nut
CD229 Polar Refrigerated	14-3		Decorative Trim for Nut
CD229 Polar Refrigerated	15		Accumulator
CD229 Polar Refrigerated	16		Wire Clip
CD229 Polar Refrigerated	17		Water Pipe
CD229 Polar Refrigerated	18		Motor Fixing
CD229 Polar Refrigerated	19		Curved Front Glass
CD229 Polar Refrigerated	20		Left Shelf Bracket
CD229 Polar Refrigerated	21		Fan Blade
CD229 Polar Refrigerated	22		Motor Fan
CD229 Polar Refrigerated	23		Right Shelf
CD229 Polar Refrigerated	24		Bracket
CD229 Polar Refrigerated	25		Left Seal
CD229 Polar Refrigerated	26		Right Seal
CD229 Polar Refrigerated	27		Trim
CD229 Polar Refrigerated	28		Top Panel
CD229 Polar Refrigerated	29-1	AD736	Top Shelf
CD229 Polar Refrigerated	29-2	AD421	Middle Shelf
CD229 Polar Refrigerated	30		Ventilated Panel
CD229 Polar Refrigerated	31		Evaporator Protective Casing
CD229 Polar Refrigerated	32		Rear Middle Strut
CD229 Polar Refrigerated	33		Rear Base Strut
CD229 Polar Refrigerated	34		Front Middle Strut
CD229 Polar Refrigerated	35		Evaporator
CD229 Polar Refrigerated	36		Evaporator Insulation
CD229 Polar Refrigerated	37		Plastic Base Plate
CD229 Polar Refrigerated	38		Rear Bottom Strut
CD229 Polar Refrigerated	39		Front Bottom Strut

## Exploded diagram and spare parts list

CD229

CD229 Polar Refrigerated	40		Bottom Base of Compressor
CD229 Polar Refrigerated	41		Front Panel
CD229 Polar Refrigerated	42		Inner Door Frame
CD229 Polar Refrigerated	43		Outer Door Frame
CD229 Polar Refrigerated	44		Door Glass
CD229 Polar Refrigerated	45		LED Light