



## GR7/N - Silverlink 600 Natural Gas Counter-top Salamander Grill - W 750 mm - 6.5 kW

The Silverlink 600 Gas Salamander Grill boasts even heat distribution for maximum output, meaning that producing perfectly grilled meat, fish, and toast has never been as simple or stress-free.

- ✓ Powerful ceramic plaque burners for rapid heat up
- ✓ Cool touch handles for safety
- ✓ 4 shelf positions to give maximum flexibility for all catering operations
- ✓ Enamelled interior and hood for easy cleaning
- ✓ Supplied with a double sided alloy branding plate and fat collection tray
- ✓ Flame failure device for maximum safety

### Specifications

Summary		Power and Performance	
Range Name	Silverlink 600	BTU per Hour	22,178
Power Type	Gas	Total Power kW	6.5
Gas Type	Natural Gas	Cooking Area (Width x Depth) mm	580 x 275
Unit Type	Counter-top	Temperature Control	Mechanical
Available in UK Only	No		
UK Warranty	2 Years Parts and Labour Warranty		
Export Warranty	Contact your local dealer		
GTIN Code	5056105104759		

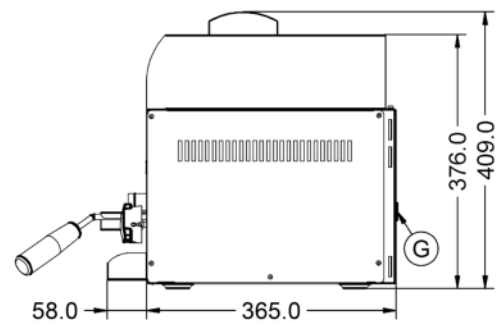
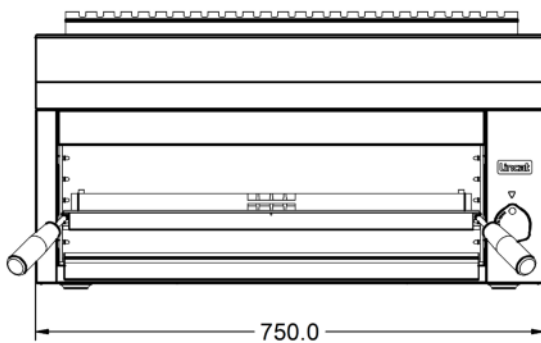
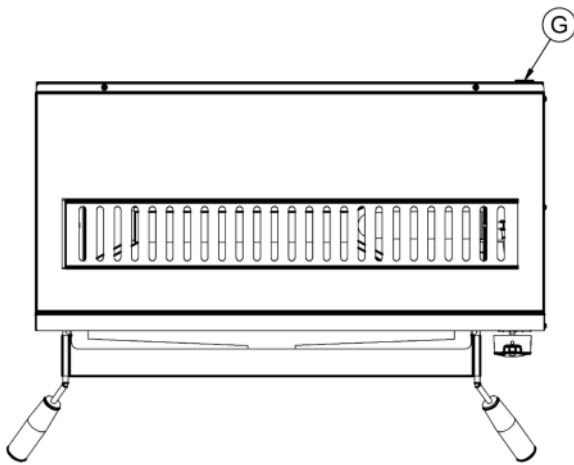
Key Specifications		Weights and Dimensions	
Number of Shelves included	1	Unit Height (External) mm	405
Number of Shelf Positions	4	Unit Width (External) mm	750
Number of Heat Zones	1	Unit Depth (External) mm	423
		Shelf Dimensions Width mm	580
		Shelf Dimensions Depth mm	275
		Net Weight Kg	34.7

Supply Connections		Shipping	
Requires Installation	Yes	Packed Weight Kg	41
Gas Connection BSP	1/2"	Packed Height cm	49.5
Gas Consumption at full rate Natural m³ per Hour	0.62	Packed Width cm	85.5
Gas Pressure Natural mbar	20.0	Packed Depth cm	70
Total heat input at full rate Natural kW	6.5		
Total heat input at full rate Natural BTU per hour	22,200		

### Available Accessories

BR39	BRANDER GR7
CH01	CATERFLEX HOSE 1/2" 1 METRE
CH02	CATERFLEX HOSE 1/2" 1.5 METRE
GR7/BS	BENCH STAND FOR GR7
GR7/FS	FLOOR STAND FOR GR7
GR7/WS	WALL SHELF FOR GR7

## Technical Picture



### Lincat Limited

Whisby Road,  
Lincoln, LN6 3QZ,  
United Kingdom

**Company No:** 2175448

A member company of

### Customer Care

**Tel:** +44 1522 875500

**Email:** [care@lincat.co.uk](mailto:care@lincat.co.uk)

### Export Customers

**Tel:** +44 1522 503250

**Email:** [export@lincat.co.uk](mailto:export@lincat.co.uk)

### Opening Hours

**Monday – Friday:**

8.30am – 5pm