

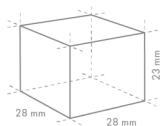
## IM-130ANE-HC-23

### Cuber, Modular

**Production Capacity (kg/24h) approx. (AT 10°C, WT 10°C): 100**



**ICE TYPE: Medium cubes - 23**



Cube Size: **M-23**  
Weight: 17 g

#### ACCESSORIES INCLUDED

Scoop, installation kit, ice chute

#### OPTIONAL ACCESSORIES

4HC-H water filtration

#### CORRESPONDING WATER FILTERS

4HC-H Twin Water Filter, 4HC Replacement Cartridge

#### CORRESPONDING BIN(S)

B-140SA, B-210SA, B-340SA

#### CORRESPONDING TOP KITS

TK-30 for B-140SA, B-210SA, B-340SA (optional, not required), TK-8D for B-210SA, TK-8D + TK18D for B-340SA

PRODUCT SERIES: IM  
ITEM NUMBER: M037-D101  
COUNTRY OF ORIGIN: UK

Hoshizaki IM-130ANE-HC-23 is modular ice maker producing up to 100 kg of cube ice per 24 hours. This model is compatible with our storage bins.

Ice cube dimensions and weight - disclaimer: The drawing is for illustration purposes only. Cube size and weight may be differ due to local installation conditions.

- Ice making system with an automatic rinse cycle
- Each ice cycle is made with fresh water
- Closed water circuit for contamination protection
- Closed Cell System helps produce compact, hard and geometrically perfect ice
- Electronic controller
- System comes with a magnetic water pump that has no direct coupling, which prevents any leakage
- Cleanable air filter
- Stainless steel frame inside

#### WARRANTY PERIOD

**2 Years on Parts & Labour**

#### EXTERIOR

**Stainless steel 430,  
Galvanized steel (Rear)**

Refrigerant: R290 / Refrigerant (kg): 0.11 / CO2 equivalent (kg): 0.33

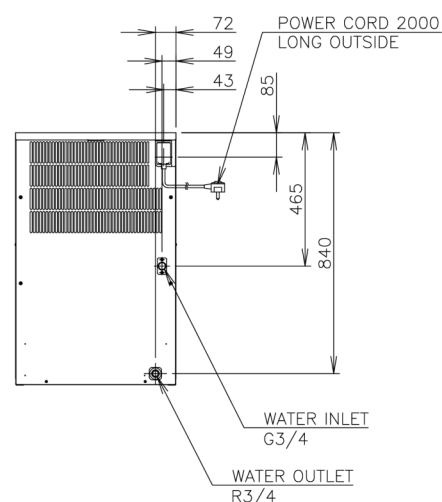
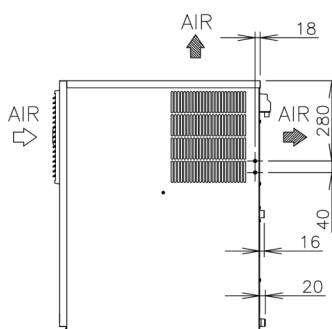
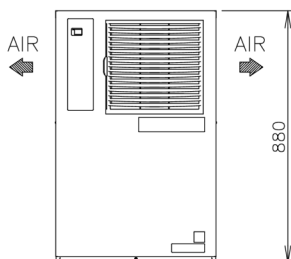
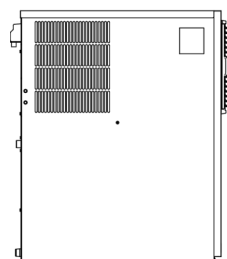
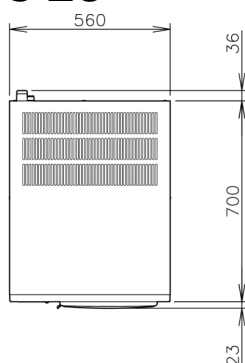
#### OPERATING CONDITIONS

Ambient Temp.: 1-40°C, Water Supply Temp.: 5-35°C, Water Supply Pressure: 0.07-0.8MPa (0.7-8bar), Voltage Range: Rated Voltage  $\pm 6\%$

#### CERTIFICATIONS



## IM-130ANE-HC-23



### TECHNICAL SPECIFICATIONS

Cooling System	Production Capacity (kg/24h) approx. (AT 10°C, WT 10°C)	Production Capacity (kg/24h) approx. (AT 21°C WT 15°C)	Production Capacity (kg/24h) approx. (AT 32°C WT 21°C)	Power Supply	Electrical Circuit Breaker Protection (A)	Electric Consumption (kW)	Water Consumption (m3/24h) approx. (AT 10°C WT 10°C)	Heat Rejection (AT 32°C, WT 21°C) (kW)
Air Cooled	100	95	83	1/220 - 240V/50Hz	5	0.635	0.66	1.31

### SHIPPING SPECIFICATIONS

Dimensions W x D x H (mm)	Net Weight (kg)	Dimensions, Packed, W x D x H (mm)	Gross Weight, Packed (kg)	Volume Packed (m3)
560 x 700 x 880	68	820 x 665 x 1054	79	0.57

Disclaimer: Every effort has been made to ensure that the information contained in this spec sheet is accurate at the time of publishing. Hoshizaki Europe BV assumes no responsibility or liability for typographical errors or omissions or for any misinterpretation of the information within the publication and reserves the right to change without notice.

Please observe: This type of icemaker is on special order only. Please take longer lead times into consideration.