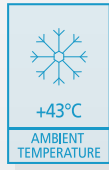


Chiller Cabinets

Cypress Series

Cypress Series are **Chiller Cabinets** for food preservation, provide longevity and are designed for heavy-duty working conditions.



NEW
LED LIGHT
SYSTEM



CAP172



CEP2144

Common Features



Energy Classification under EU directives



With natural refrigerant R290 (Zero ODP/GWP=3)



LED Light System **NEW**



Hygienically designed interior



Material AISI 304 18/8-10



Self-closing door at 90°



Evaporator protection against corrosion



Forced air circulation technology



Clip-On Guides for fast & easy cleaning



Embedded controller for easy operation and cleaning



Removable magnetic door gasket



2 years Warranty on mechanical and electrical parts



One Lock per door as standard



Automatic evaporation of condensate water



Injected polyurethane foam insulation



Density 42 kg/m³, HFC Free (Zero ODP, Low GWP)



Automatic defrost



Height adjustable stainless-steel legs



GN 2/1 Internal dimensions



3 shelves per door



Door thickness 70 mm



Ambient temperature +43°C

In More Detail

Chiller Cabinets

Hot Topics...

- 1** Door Locks offered as a standard!
Safeguard your merchandise
(1 lock/door)



- 2** Led Light System offered
as a standard!




- 3** Hanging Kit Accessory



- 4** Wheels option




- 5** Kit Patisserie
(see below for Details)



Suitable for...

General Use Chiller
Applications
Small & Large
Foodservice Applications
Demanding
Environments



Also, Bridging Shelf
Accessory available for
2 Door Cabinets

For more extras & accessories refer to section "Personalization" (see page 18)

In More Detail

Chiller Cabinets

Kit Patisserie

Flexibility in use & ease of storage!

Used to convert the Cabinet to accomodate Euronorm (60cm x 40cm) trays and is designed for all Cabinets of Cypress, Castanea, Prunus & Ramnus.

Capacity: Max 22 euronorm trays.
You will need the below Accessories:

	Model Code
Kit Patisserie	PSKP159
Guides (2 pieces - left/right)	OS21



What's New!

Chiller Cabinets

Led Light System

Easier overview of your merchandise!

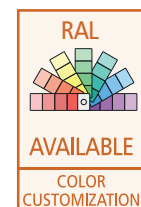
NEW
LED LIGHT
SYSTEM



- Offered as a standard
- Mounted below canopy
- Lights activated by door open/close switch
- 1 Led Light per door

Cabinets with colors



Personalize your Kitchen with the color of your choice!




Characteristics

Chiller Cabinets




Model	CAP172	CEP2144
Doors	1	2
Capacity (lt)	654	1432
Dimensions (mm)	720 × 868 × 2100	1440 × 868 × 2100
Gross / Net (kg)	146 / 125	225 / 202
Packaged Volume (m³)	1,51	2,92
Shelves (pcs) / Door	3	3
Operating Temperature (°C)	-2 / +8	-2 / +8
Rated Voltage (V/Hz)	230 / 50	230 / 50
Electrical Power (W)	561	745
Energy Class	D	E
Climate Class	5	5
Refrigerant	R290 	R290 

■ Special Features

- Material AISI 304 18/8-10
- LED Light System 
- Evaporator protection against corrosion
- Reversible doors (Models with 1 door)
- Bridging Shelves (Models with 2 doors)
- Models Available with GN 2/1 internal Dimensions
- Door Locks included as a standard
- 3 Shelves per Door





■ Options

- Wheels next page
- Wifi  next page
- Choice of Colors (RAL Palette) next page
- without Refrigeration Mechanism (Ramnus Series - Remote Unit) page 47
- with Glass doors (Prunus Series) page 29
- with Compact dimensions / Slim (Clover Series) page 39

Personalization



Chiller Cabinets

Options

Extras			
		Model Extension	New Model Code
	Wheels	.../WH	CAP172/ WH CEP2144/ WH
	Wifi	.../WI	CAP172/ WI CEP2144/ WI
	Color (RAL)	B: BLACK C: ALL OTHER	CAP B 172 CAP C 172 CEP B 2144 CEP C 2144
	Drain Valve	.../DR	CAP172/ DR CEP2144/ DR
	Remote Unit	.../RU	CAP172/ RU CEP2144/ RU
	Glass Door	.../GL	CAP172/ GL CEP2144/ GL
	Slim (Clover)	.../SL	CAP172/ SL CEP2144/ SL



Accessories

Shelves



Cabinets GN 2/1			
		Model	Dimensions
	Shelf For Upright (2/1 G/N)	SU2170	530×650
	Shelf For Upright (Stainless Steel) (2/1 G/N)	SU2170/I	530×650
	Shelf With Stop For Upright	SU2170/ST	530×650
	Shelf With Stop For Upright (Stainless Steel)	SU2170/I/ST	530×650

Bridging Shelves

Available only for 2 Door Cabinets.

		Model	Dimensions
	Bridging Shelf Perforated for Cabinets (Stainless Steel)	PGER120	574×185
	Bridging Shelf (for Bottles) for Cabinets (coated)	PGER0316	577×188

Guides

Cabinets GN 2/1			
		Model	Dimensions
	Pair of 2/1 G/N Guides for Cabinets (set of 2 pieces)	OS21	645×18×26
	Pair of 2/1 G/N Anti-Drop Guides for Cabinets (set of 2 pieces)	OS21/AD	645×18×26

Dispensers

	Model	Dimensions
Dispensers for 0,25lt - 0,33lt	DISP0330	-
Dispensers for 0,33lt - 0,5lt	DISP0500	-
Dispensers for 0,5lt - 0,75lt	DISP0750	-
Dispensers for 0,75lt - 1,5lt	DISP1500	-
Label tag price for dispenser	LABD0418	530mm

Kits

	Model	Dimensions
Kit Patisserie. Euronorm trays (60cmx40cm) for bakery and pastry purposes (set of 4 pieces)	PSKP159	h:1390mm
Hanging Kit for meat (2 pieces)	OS21/H	-

Special Inox Shelves

	Model	Dimensions
Perforated S/S* Shelf for bottles	SU2170/BTL	530×650
	SU2170/SL/BTL	530×650
Perforated S/S* Shelf with reverse glasses storage attachment	SU2170/W	495×588×34
Shelf for 750ml Bottles	SU2170/C	530×650×48

*S/S: Stainless Steel

Blueprints

Chiller Cabinets

