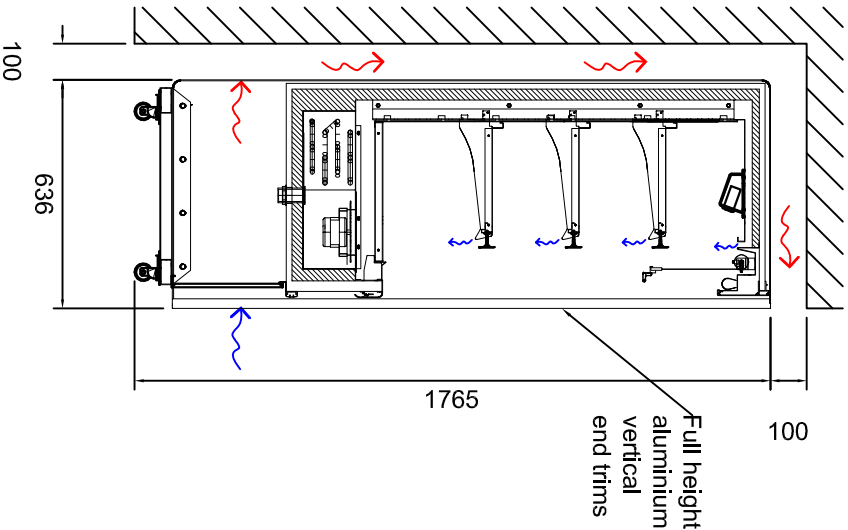
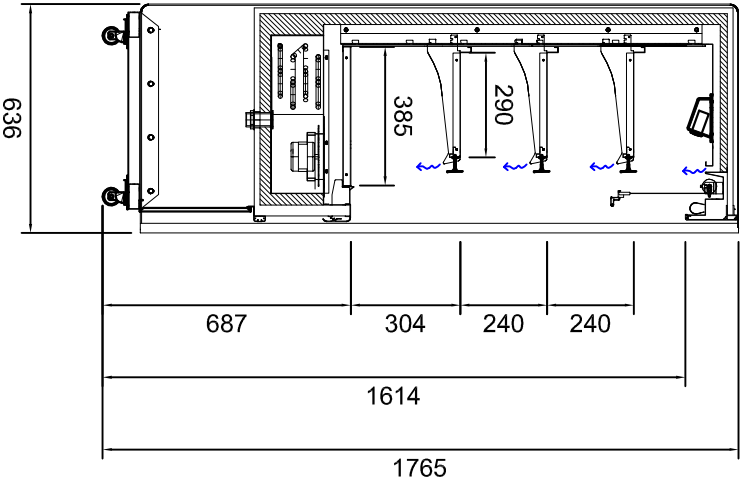


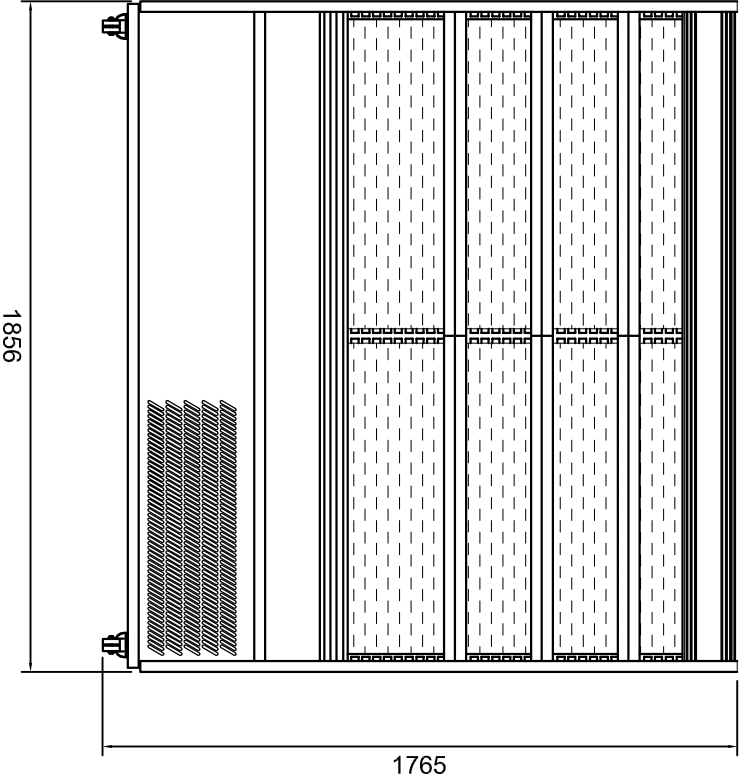
Side Elevation
(Ventilation Space)



Side Elevation
(Shelving Heights)



Front Elevation



WILLIAMS REFRIGERATION RETAIN COPYRIGHT ON THIS DRAWING.
DO NOT SCALE FROM DRAWING. USE MARKED DIMENSIONS.
WILLIAMS REFRIGERATION ARE TO BE NOTIFIED OF ANY DISCREPANCIES IMMEDIATELY.

Multideck requires a minimum ventilation void of 100mm behind and above unit for heat to escape.

Electrical supply: 1 Phase
13amp UK standard plug top

Multideck Features	
W	White Finish
X S	Mirror Stainless Finish
X C	Castors
F	Feet (For Remote Units Only)
X N	Nightblind
S	Security Shutter
RE	Remote Refrigeration Unit
Only checked features are included	

Multideck Options	
SH	Additional Shelf
SNB	Snack Basket (Hook On)
TS	Tray Slide
SRD	Solid Rear Loading Doors
GRD	Glass Rear loading Doors
MT	Meat Temperature
RAL	Coloured Finish (RAL)
AV	Alternative Voltage
Only checked options are included	

Maximum operating ambient temperature +25 deg.c,
(climate class 3).
Manufacturing dimensional tolerance +/- 3mm.

Client: **Standard Product**

Project: **Standard Product**

Title: **R180-SCN R1 - R Series Multideck
Nightblind Model
Mirror Stainless Finish**

Drawn By: **PPR**

DWG No: **R180-SCN R1**

Date: **01/07/17**

REV: **A**