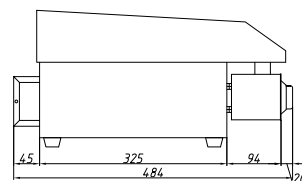
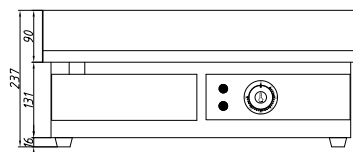
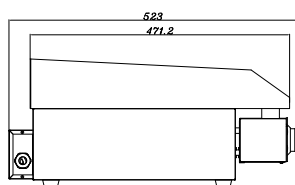
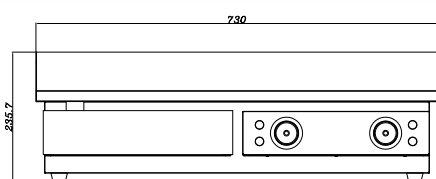


Flat Top Griddle

BG1A



BG2A



IMPORTANT - SEASONING THE COOKING SURFACES BEFORE USE

The cooking surfaces need to be seasoned before using for the first time.

1. Ensure the cooking surfaces are clean.
2. Brush the surfaces with cooking oil.
3. Set the thermostat to 110°C and turn the appliance on. The power indicator light turns on.
4. Once the appliance reaches temperature the power indicator light turns off.
5. Turn the appliance off and allow it to cool before wiping away any excess oil.
6. The appliance is now ready to use.

FEATURES

Stainless steel construction

8mm steel plate

Removable drip tray

TECHNICAL SPECIFICATIONS

	BG1	BG2
Controller:	Manual thermostat	
Temperature Range:	+50°C ~ 300°C	
Power Consumption:	3000W	2000+2000W
Power Supply:	13amp	2x 13amp

MODEL	FINISH	EXTERNAL DIMENSIONS (H x W x D mm)	WEIGHT (kg)	RRP
BG1A	Stainless steel single flat top	237 x 550 x 484	25	
BG2A	Stainless steel double flat top	236 x 730 x 523	36	

