



Drawing

 <p>Hendi B.V. Steenoven 21 3911 TX Rhenen The Netherlands</p>	Batch #	Appliance part#
	660840 and up	281369
	Description	
	Microwave Programmable 1800W	

Date	24-08-2018	Revision #	1.0
Revision	First Bill of Materials (BOM)		



Bill of materials (BOM)

 HENDI FOOD SERVICE EQUIPMENT Hendi B.V. Steenoven 21 3911 TX Rhenen The Netherlands	Batch #	Appliance part#
	660840 and up	281369
	Description	
Microwave Programmable 1800W		

Date	24-08-2018	Revision #	1.0
Revision	First Bill of Materials (BOM)		


Item	Description	Part#	Quantity	Remark	Picture
A03	Back Plate	n/a	1		
A07	Motor Bracket	n/a	1		
A09	Ceramic Glass Plate	945971	1		
A13	Thermostat Bracket	n/a	1		
B01	Bottom Plate	n/a	1		
B02	Feet	945988	6		
C00	Control Panel Assembly	945957	1	Incl. Item C01 ~ C18	
C01	Control Panel Base	nss	1		
C02	Control Panel Base Cover	nss	1		
C17	Membrane Switch	nss	1		
C18	Control PCB	945964	1	Also in assembly 945957	
D00	Complete Door Assembly	945940	1	Incl. Item D01 ~ D14	
D01	Door Frame	nss	1	Available as 945940	
D02	Door Latch	nss	2	Available as 945940	
D03	Door Latch Spring	nss	2	Available as 945940	
D07~D09	Door Cover	nss	1	Available as 945940	
D08	Door Gasket	nss	1	Available as 945940	
D14	Door Handle	nss	1	Available as 945940	
E01	Beamer	945995	2		
E05	High Voltage Transformer	946008	2		
E06	High Voltage Capacitor	943823	2		
E07	High Voltage Diode	945339	2		
E08	High Voltage Fuse	946015	2		
E10	Net Filter PCB	946022	1		
E11	Main Fuse (T10A)	n/a	2	Obtain locally	
E13	Lamp	n/a	2		
E16	Powercord	946039	1		
E37	Clixon 150°C	946046	2		
E43	Clixon 120°C	946053	1		
G09	Exhaust Bracket	n/a	1		
L00	Door Safety Assembly	946060	1	Incl. Item L03 ~ L08	
L03	Door Safety Switch "A"	nss	4	Available as 946060	
L04	Door Safety Switch "B"	nss	1	Available as 946060	
L05	Door Safety Base	nss	1	Available as 946060	
L07	Upper Door Safety Lever	nss	1	Available as 946060	
L08	Bottom Door Safety Lever	nss	1	Available as 946060	
M05	Lamp Cover	n/a	1		
M06	Filter	n/a	1		
S01	Screw 4X10	n/a	6		
S03	Screw 4X8	n/a	4		
S04	Screw ST4X10	n/a	25		
S05	Screw ST4X12	n/a	20		
S07	Screw CT4X8	n/a	18		
S11	Screw TORX CT4X10	n/a	2		
S15	Nut M5	n/a	8		
S18	Screw 4X6	n/a	4		
S21	Spring Washer 4.1mm	n/a	1		
S23	Screw CT4X6	n/a	3		
S34	Screw 4X30	n/a	4		
T01	Synchronous Motor	946077	2		
W01~W03	Fan Assembly	946084	1		
W04	Wind Guide	n/a	1		
W05	Heat Insulator	n/a	1		
W07	Protective Cover	n/a	1		

W08	Upper Wind Guide	n/a	1		
W11	Vent Grille	n/a	1		
Z01	High Voltage Capacitor Holder	n/a	2		
Z11	Antenna	n/a	2		
Z24	Housing Cover	n/a	1		
Z28	Wind Protector	n/a	2		
Z29	Inner Protector Plate	n/a	1		
Z31	Lamp Cover Internal	n/a	1		
Z34	Mounting Plate Housing Cover	n/a	1		
Z38	Spacer	n/a	1		
Z39	Filter Mounting Pins	n/a	2		
Z41	Mounting Bracket for Lamp	n/a	1		

n/a -> not available

nss -> not sold separately

Circuit diagram

 <p>Hendi B.V. Steenoven 21 3911 TX Rhenen The Netherlands</p>	Batch #	Appliance part#
	660840 and up	281369
	Description	
	Microwave Programmable 1800W	

Date	24-08-2018	Revision #	1.0
Revision	First Bill of Materials (BOM)		

