

Overview

Table Top Neo-Ceram glass hot tops are designed to maintain cooked food temperatures. They are not induction type units which require dedicated food pans, and can be used with any suitable heatproof food container. Chafing dishes are not required. These Hot Tops are self regulating and are designed to hold Gastronorm size pans up to 100mm deep and can be fitted with the optional adaptors. The adaptors hold the pans in position and retain heat for higher efficiency. The surface temperature of the panels controls around 95°C. Even temperature across the entire surface area of each panel with no hot spots. Models fitted with an over head quartz heated gantry illuminate the serving area and provide an envelope of heat above the pans.



FT1

Key Features:

- Stylish compact design, with or without a heated gantry with sneeze screen.
- Burger chute models set on a slope complete with convenient multi-slides.
- Self-regulating control with an illuminated on/off switch
- Even temperature across the entire surface area of each panel with no hot spots.
- Very low power consumption.
- Rapid heat up and cool down time
- Designed for display where space is at a premium.
- Robust stainless steel construction. Hygienic and easy to clean.
- Supplied with 2m long power cord and 13amp plug [13A 230v 50Hz].
- 4 model lengths in the range holding 1 to 4 gn 1/1 gastronorm type containers.
- Plug and Go, complete with 2 metre long power cable and 13amp plug

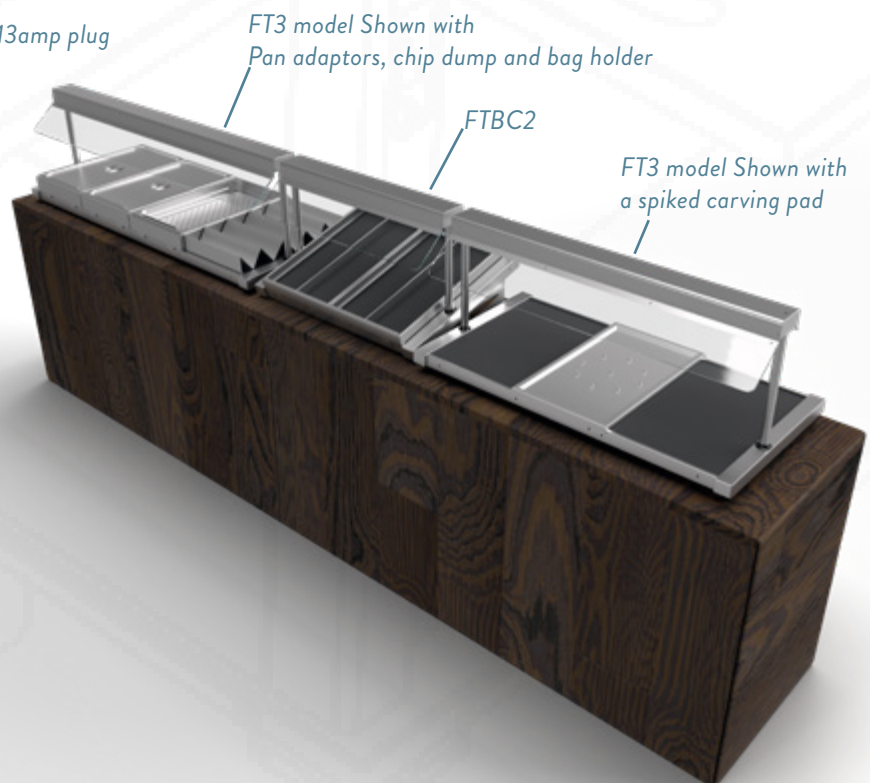


FTG1

FT3 model Shown with Pan adaptors, chip dump and bag holder

Options:

- Gastronorm pan adaptor (code: FTBA)
- Chip dump (code: FTCS)
- Bag Holder (code: FTBH)
- Carving plate with spikes (code: FTPC)
- Gastronorm pans.



This unit features Moffat's unique, Neo-ceram glass, thermo-panels



Focus Top:

Model	Capacity No 1/1 GN Pans	Weight (kg)	L x D x H (mm)	Electrical Supply	Power Rating (kw)
FT1	1	8	422 x 539 x 80	13amp	0.18
FT2	2	13	750 x 539 x 80	13amp	0.36
FT3	3	18	1078 x 539 x 80	13amp	0.54
FT4	4	23	1406 x 539 x 80	13 amp	0.72



Focus Top with Gantry:

Model	Capacity No 1/1 GN Pans	Weight (kg)	L x D x H (mm)	Electrical Supply	Power Rating (kw)
FTG1	1	15	422 x 539 x 475	13amp	0.40
FTG2	2	18	750 x 539 x 475	13amp	0.58
FTG3	3	23	1078 x 539 x 475	13amp	0.98
FTG4	4	30	1406 x 539 x 475	13 amp	1.38



Focus Top Burger Chute:

Model	Capacity No 1/1 GN Pans	Weight (kg)	L x D x H (mm)	Electrical Supply	Power Rating (kw)
FTBC1	1	16	422 x 545 x 475	13amp	0.40
FTBC2	2	19	750 x 545 x 475	13amp	0.58
FTBC3	3	25	1078 x 545 x 475	13amp	0.98
FTBC4	4	33	1406 x 545 x 475	13 amp	1.38

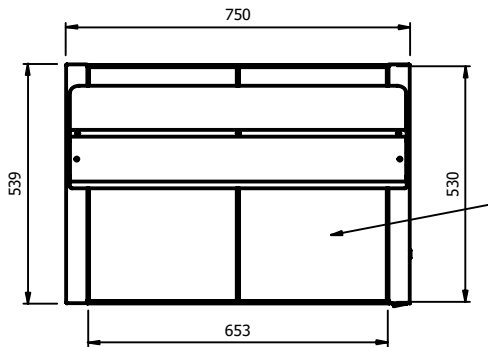
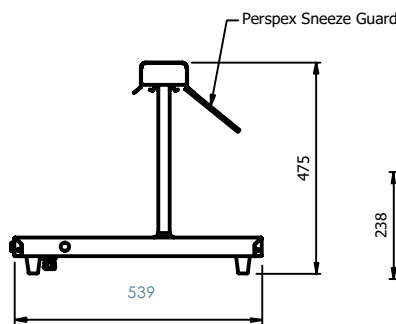
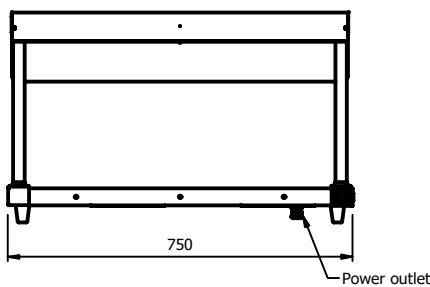

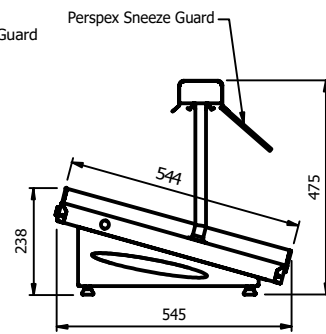


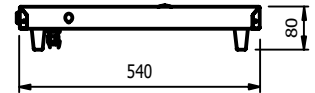
Diagram of the FTG2 model.



FTG models



FTBC models



FT models

