



Portable Solutions

*Cafeterias • Buffets • Convenience Stores
Supermarkets & Delis • Restaurants & Cafés
Clubs & Bars • Catering • Concessions*



GRFF in optional Gloss finish Brilliant Blue and **UGFF** in optional Gloss finish Glossy Gray *pg. 2*



GRFHS-PT26 with accessory sectional divider (scoop not included) *pg. 4*



GRFSCL-18 *pg. 4*



GRSSR20-DL77516 with standard Night Sky simulated stone heated base and *Designer Black Decorative Lamp* *pg. 8*



GRSS-3618 in optional Bermuda Sand simulated stone *pg. 10*



HBG-2418 *pg. 11*



HGSM-4060 *pg. 12*



GRHW-1SG *pg. 15*



GRBW-72 with accessory food pans *pg. 16*



Portable Foodwarmers

Opt for the versatility of Hatco's Glo-Max®, Glo-Ray® and Ultra-Glo® Portable Foodwarmers. With heat from above, below or both, these foodwarmers offer design flexibility without sacrificing food product quality. Ideal for use next to fry stations, drive-through windows and service areas that require frequent and easy access.

- Portable – ready to plug in and use
- Versatile – available in many sizes, styles and heat sources to fit your needs
- Flexible – both top and bottom heat available
- Available with incandescent bulbs containing special protective coating to guard against food contamination
- Ceramic heating elements provide more distance between the heat source and the holding pan (UGFF series only)
- Toggle switch is standard; infinite switch optional on GRFF series
- All base heat units (GR-B, GRFFB and UGFFB) have a preset automatic thermostat to maintain consistent temperatures
- GMFFL provides top heat only

GLO-MAX® PORTABLE FOODWARMER WITH METAL SHEATHED ELEMENTS

Model	Dimensions W x D x H	Voltage Single Phase	Watts	Ship Weight
GMFFL	329 x 644 x 445 mm	230	610	10 kg

All Glo-Max® Portable Foodwarmer Models Feature:

Models Shipped with: A 1829 mm cord & plug set, a base front sign holder and a clear plastic insert for a sign holder.
Cord Location: Back, upper middle.



GMFFL in standard Designer Black with accessory food pan

OPTIONS (available at time of purchase only)

Designer Colors – Non-standard colors are non-returnable – Black Standard –

RED	Warm Red
BLACK	Black

COLORS AND FINISHES - PAGE 18

GLO-RAY® PORTABLE FOODWARMERS WITH METAL SHEATHED ELEMENTS

Model	Dimensions W x D x H	Voltage Single Phase	Watts	Ship Weight
GR-B	324 x 559 x 57 mm	240	250	7 kg
GRFF	314 x 610 x 400 mm	240	500	7 kg
GRFFL	314 x 610 x 400 mm	240	620	8 kg
GRFFB*	324 x 610 x 406-508 mm	240	750	12 kg
GRFFBL*	324 x 610 x 406-508 mm	240	870	14 kg

* Standard clearance is 356 mm. Specify 306 or 406 mm if required.

All Glo-Ray® Portable Foodwarmer Models Feature:

Models Shipped with: A 1829 mm cord & plug set.
Cord Location: GR-B, GRFFB, GRFFBL: Back, lower middle. GRFF, GRFFL: Back, upper middle.



GR-B Heated Base with accessory sheet pan

OPTIONS AND ACCESSORIES – PAGE 3

ULTRA-GLO® PORTABLE FOODWARMERS WITH CERAMIC ELEMENTS

Model	Dimensions W x D x H	Voltage Single Phase	Watts	Ship Weight
UGFF	314 x 565 x 479 mm	240	750	7 kg
UGFFL	314 x 565 x 479 mm	240	870	9 kg
UGFFB	324 x 572 x 559 mm	240	1000	12 kg
UGFFBL	324 x 572 x 559 mm	240	1120	14 kg

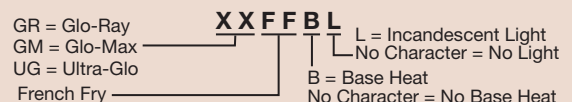
All Ultra-Glo® Ceramic Portable Foodwarmer Models Feature:

Models Shipped with: A 1829 mm cord & plug set.
Cord Location: UGFF, UGFFL: Back, upper middle. UGFFB, UGFFBL: Back, lower middle.



GRFFB with optional infinite switch and accessory food pans

OPTIONS AND ACCESSORIES – PAGE 3





UGFFB with accessory food pan (perforated pans not available)

OPTIONS (available at time of purchase only) – Excludes GMFFL

Designer Colors (one color per unit, heated base is not painted) – Non-standard colors are non-returnable –

RED	Warm Red
BLACK	Black
GRAY	Gray Granite
WHITE	White Granite
NAVY	Navy Blue
GREEN	Hunter Green
COPPER	Antique Copper

Gloss Finishes (one color per unit, heated base is not painted) – Non-standard colors are non-returnable –

RRED	Radiant Red
GGOLD	Gleaming Gold
GGRAY	Glossy Gray
BBLUE	Brilliant Blue
BBLACK	Bold Black

Clearance from bottom of Glo-Ray® to top of heated surface (GRFFB, GRFFBL only) – 356 mm Standard –

305 mm	
356 mm	
406 mm	
SIGN HOLD	Sign Holder for GRFFL model with Back Toggle only (requires 229 W x 140 H x 2 D mm Sign – not included). Adds 76 mm to height of unit
INF	Infinite Control (not available on GR-B, GMFFL, UGFF, UGFFL, UGFFB or UGFFBL models)

ACCESSORIES

5PLTBOX	Five-Pleat Hardcoated French Fry Box Ribbon – 489 W x 235 D x 51 H mm
8PLTBAG	Eight-Pleat Hardcoated French Fry Bag Ribbon – 489 W x 235 D x 51 H mm

FRY RIBBONS – PAGE 5
COLORS AND FINISHES – PAGE 18

Glo-Ray® Fry Stations

Hatco offers convenient Glo-Ray® Fry Stations that can be placed where they are most needed – next to a fryer! Glo-Ray heat technology offers the ability to keep fried foods at optimum temperatures, ready to serve, without cooking or drying them out.

- Various hardcoated fry ribbons stage boxed or bagged products for quick-service areas
- Thermostatically-controlled heated base maintains uniform holding temperatures from below (GRFHS series)
- Portable models including pass-through style (GRFHS series)
- Ceramic elements and slotted holding bin prevent soggy product (GRFHS series)
- Accessory hardcoated fry ribbons absorb more radiant heat than stainless steel and can be up to 8° to 11°C hotter (GRFHS series)
- Sectional divider permits holding of multiple products simultaneously (GRFHS series)
- Fry Station Warmers (GRFSC, GRFS series) feature a built-in top heat source and a swing-away post mount
- GRFSC series available with ceramic heating element, while the GRFS series has a metal sheathed element
- A variety of clearances are offered (GRFS series)
- GRFS series has power toggle switch, cord and plug, plus optional infinite control

GRFHS-21 with optional right-hand cutout for fry basket and accessory fry ribbon (left-hand cutout also available)



GRFHS-PTT21



GRFHS-16



GRFSC-18
Swing-away post mount

GLO-RAY® PORTABLE FRY HOLDING STATIONS

Model	Bulbs	Dimensions W x D x H	Voltage		Watts	Ship Weight
			Single Phase			
GRFHS-16*	2	416 x 559 x 564 mm	240		1090	24 kg
GRFHS-21*	2	543 x 724 x 578 mm	240		1200	29 kg
GRFHS-26*	2	672 x 595 x 578 mm	240		1200	30 kg
GRFHS-PT26*	2	759 x 570 x 625 mm	240		1440	29 kg
GRFHS-PT26 [▲]	2	759 x 570 x 625 mm	240		1440	29 kg
GRFHS-PTT21*	2	578 x 965 x 572 mm	240		1740	45 kg

- * Add 44 mm to width if ordering scoop holder.
- ▲ Scoop holder standard.
- 152 mm deep base in lieu of standard 102 mm base.

All Glo-Ray® Portable Fry Holding Station Models Feature:
Models Shipped with: One (1) slotted holding bin and one (1) sectional divider.
Cord Location: GRFHS-16, -21, -26, -PT26: Back side, lower right corner.
 GRFHS-PTT21: Lower right-hand side.

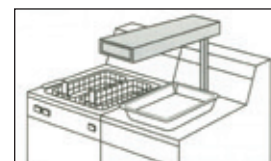
GLO-RAY® FRY STATION WARMERS

Model	Bulbs	Dimensions W x D x H	Voltage		Watts	Ship Weight
			Single Phase			
GRFSC-18 [□]	–	152 x 457 x 489-572 mm	240		750	5 kg
GRFSC-18 [□]	2	229 x 457 x 489-572 mm	240		870	6 kg
GRFSCR-18 [†]	–	152 x 457 x 489-572 mm	240		750	5 kg
GRFSC-18 [†]	2	229 x 457 x 489-572 mm	240		870	6 kg
GRFS-24 [○]	–	152 x 610 x 318-394 mm	240		500	5 kg
GRFSL-24 [○]	2	229 x 610 x 318-394 mm	240		620	6 kg
GRFSR-24 [†]	–	152 x 610 x 318-394 mm	240		500	5 kg
GRFSR-24 [†]	2	229 x 610 x 318-394 mm	240		620	6 kg

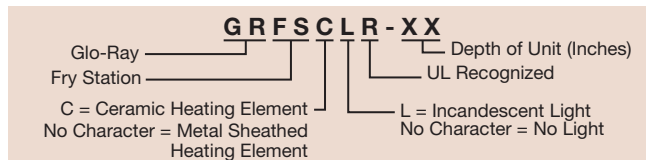
- Specify clearance of 305, 425, 457 (standard) or 508 mm when ordering.
- † Fry Station Warmer without cord & plug set. Supply wires through mounting post.
- Specify clearance of 254, 279, 305 or 330 mm (standard) when ordering.

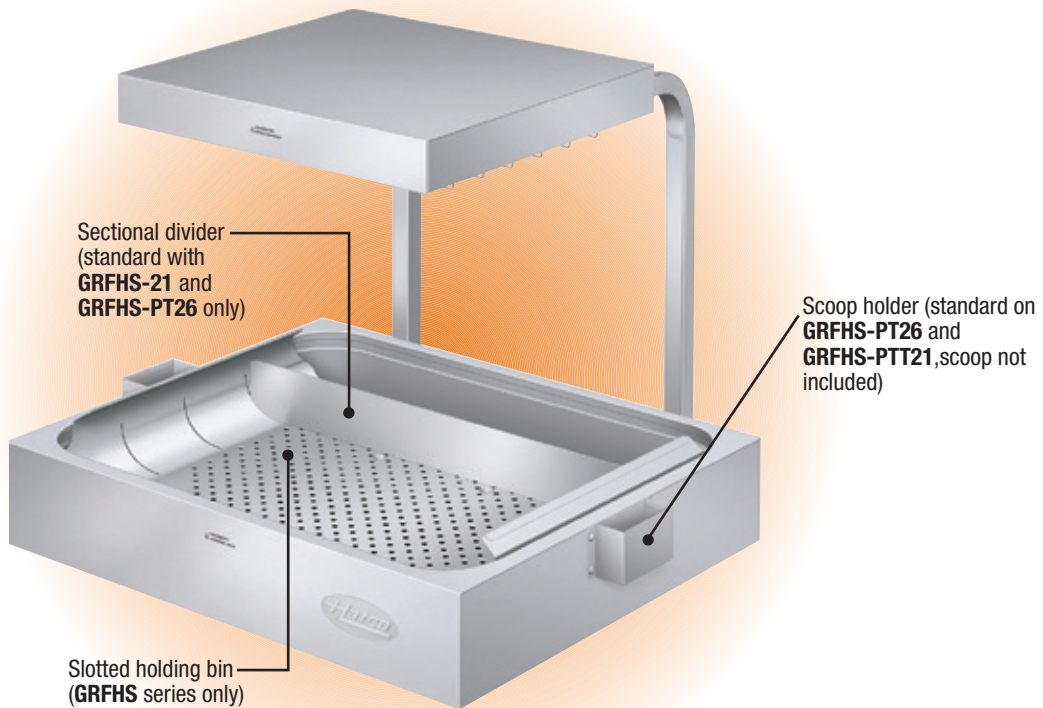
All Glo-Ray® Fry Station Warmer Models Feature:
Toggle Switch Location: Ceramic Heating Element Models: Back of unit.
 Metal Sheathed Heating Element Models: Front of unit.
Cord Location: GRFS-24 and GRFSL-24: Back, upper middle.

OPTIONS AND ACCESSORIES – PAGE 5



GRFS, GRFSL, GRFSC and GRFSC-18 with swing-away post mount and cord with plug






OPTIONS (available at time of purchase only)

FHS-CUT	Right- or Left-Hand Cutout for Fry Basket (must specify side at time of order) – adds 43 mm to width of unit (GRFHS-16, -21, -26 models only)
INF	Infinite Control (Metal Sheathed GRFS models only)

ACCESSORIES

5PLTBOX	Five-Pleat Hardcoated French Fry Box Ribbon – 489 W x 235 D x 51 H mm
8PLTBAG	Eight-Pleat Hardcoated French Fry Bag Ribbon – 489 W x 235 D x 51 H mm
FHS4BOX	Four-Pleat Hardcoated Fry Box Ribbon (GRFHS-16 & -26) – 273 W x 127 D x 44 H mm
FHS5BAG	Five-Pleat Hardcoated Fry Bag Ribbon (GRFHS-16 & -26) – 286 W x 127 D x 48 H mm
FHS5BOX	Five-Pleat Hardcoated Fry Box Ribbon (GRFHS-21) – 445 W x 127 D x 48 H mm
FHS7BAG	Seven-Pleat Hardcoated Fry Bag Ribbon (GRFHS-21) – 454 W x 127 D x 48 H mm
PT26-10BAG	Ten-Pleat Hardcoated Fry Bag Ribbon (GRFHS-PT26) – 572 W x 127 D x 48 H mm
5BH	127 mm Side-by-Side Bag Holder (GRFHS-21 models)
FHS-SH	Scoop Holder (adds 32 mm to width of unit) – standard on GRFHS-PT26, -PTT21 models (not available for GRFHS-21)
FHSDIV1	Sectional Divider (GRFHS-16 & -26) – 407 W x 83 H mm





Portable Lamp Warmer

The Portable Hatco Lamp Warmer has a specially designed stand that keeps food holding pans above the countertop and provides insulation to extend holding times.

- Features two (2) vented lamps with heavy-duty sockets
- Adjustable stand from 619 to 772 mm in height

- Cord and plug with in-line power switch
- Holds food pans, wire trivets and fry ribbons



LW-2 with standard Designer color Gray Granite and accessory food pans

PORTABLE LAMP WARMER

Model*	Dimensions W x D x H	Voltage		
		Single Phase	Watts	Ship Weight
LW-2	314 x 548 x 619-772 mm	240	544	8 kg

* When no color is specified, color will be Gray Granite.

All Portable Lamp Warmer Models Feature:

Bulbs: Two (2) 250 watt clear bulbs, uncoated.

Cord Location: Back of adjustable stand near top.

Lamp Distance: 267 x 419 mm space from bottom of lamp to base.

OPTIONS (available at time of purchase only)

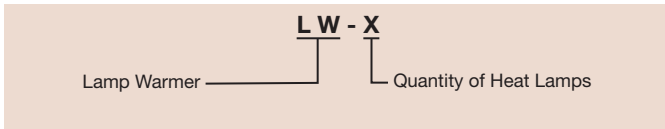
Designer Colors – Non-standard colors are non-returnable – Gray Granite Standard –

RED	Warm Red
BLACK	Black
GRAY	Gray Granite
WHITE	White Granite
NAVY	Navy Blue
GREEN	Hunter Green
COPPER	Antique Copper

ACCESSORIES

WHITE-CTD-240	250 Watt Clear Coated Bulb (unit accommodates two [2] Bulbs)
---------------	--

FRY RIBBONS – PAGE 5
COLORS AND FINISHES – PAGE 18



Glo-Ray® Portable Round Heated Shelves

The contemporary-styled Portable Round Heated Shelf keeps hot food at serving temperatures. Ideal when used for wrapped product or for use behind a sneeze guard with unwrapped food like pizza, biscuits, muffins and cookies.

- Unit is designed for countertop or built-in use – see cutout dimensions below
- Uniform heat distribution with blanket-type element
- Thermostatically-controlled heated base
- Available in three (3) sizes to hold standard 381, 432 or 483 mm diameter pans
- Lighted power switch with cord & plug set attached
- Optional stainless steel trim available



GRSR-17 in optional *Designer Navy Blue* with accessory food pan



GRSR-19 in optional *Designer Hunter Green* and accessory pizza pan

PORTABLE ROUND HEATED SHELVES

Model	Dimensions	Voltage	Watts	Ship Weight
	Dia. x H	Single Phase		
GRSR-15	425 x 98 mm	240	250	8 kg
GRSR-17	476 x 98 mm	240	325	9 kg
GRSR-19	527 x 98 mm	240	400	10 kg

* When no color is specified, unit will be Black.

All Portable Round Heated Shelf Models Feature:

Maximum Pan Size: **GRSR-15** = 381 mm diameter.
GRSR-17 = 432 mm diameter.
GRSR-19 = 483 mm diameter.

Cord Location: Underneath.

OPTIONS (available at time of purchase only)

SS SIDE Stainless Steel Side

Designer Colors – Non-standard colors are non-returnable – Black Standard –

RED Warm Red

BLACK Black

GRAY Gray Granite

WHITE White Granite

NAVY Navy Blue

GREEN Hunter Green

COPPER Antique Copper

COLORS AND FINISHES – PAGE 18

OPTIONAL PORTABLE ROUND HEATED SHELVES COUNTERTOP CUTOUT DIMENSIONS

Model	Minimum Diameter	Maximum Diameter	Below Counter
GRSR-15	410 mm	413 mm	137 mm
GRSR-17	460 mm	464 mm	137 mm
GRSR-19	511 mm	514 mm	137 mm



Glo-Ray® Portable Round Heated Simulated Stone Shelves

Hatco's Glo-Ray® Portable Heated Simulated Stone Shelves are made of foodsafe materials and are offered in three colors. These unique warmers will safely hold food hot while blending in with your décor and are ideal for buffet lines or as hors d'oeuvre displays.

- Blanket-type foil element creates uniform heat across the entire foodsafe simulated stone surface
- Features a lighted rocker switch and thermostatically-controlled heated base to help hold your food hot and delicious
- Optional 76 or 127 mm risers available in stainless steel (standard) or *Designer* colors
- Models with simulated stone are Swanstone®

GRSSR-16 in standard Night Sky simulated stone with optional 76 mm riser in *Designer* color



GRSSR-18 in standard Night Sky simulated stone with optional 127 mm riser in *Designer* color

GRSSR-20 in standard Night Sky simulated stone

GRSSR20-DL77516 in standard Night Sky simulated stone with standard *Designer* Black base and lamp



GLO-RAY® PORTABLE ROUND HEATED SIMULATED STONE SHELVES

Model	Dimensions Dia. x H	Voltage		Watts	Ship Weight
		Single Phase			
GRSSR-16	406 x 67 mm	240	250	250	6 kg
GRSSR-18	457 x 67 mm	240	325	325	7 kg
GRSSR-20	508 x 67 mm	240	400	400	8 kg

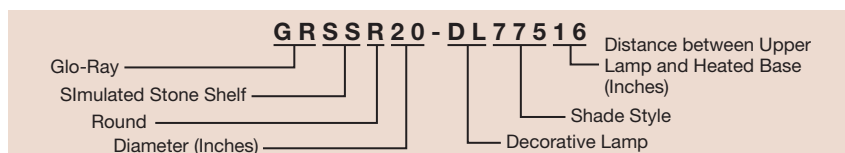
All Glo-Ray® Portable Round Heated Simulated Stone Shelf Models Feature:
 Temperature Range: 38°- 93°C.
 Cord Location: Back side on base.

GLO-RAY® PORTABLE ROUND HEATED SIMULATED STONE SHELF WITH DECORATIVE LAMP

Model	Dimensions W x D x H	Voltage		Watts	Ship Weight
		Single Phase			
GRSSR20-DL77516	508 x 572 x 914 mm	240	650	650	15 kg

All Glo-Ray® Portable Round Heated Simulated Stone Shelf with Decorative Lamp Models Feature:
 Bulb: One (1) 250 watt clear bulb, uncoated.
 Temperature Range: 38°- 93°C.
 Cord Location: Back side on base.
 Lamp Distance: 415 mm space from bottom of shade to base.

OPTIONS AND ACCESSORIES – PAGE 9





GRSSR20-DL77516 in optional Gray Granite simulated stone

OPTIONS (available at time of purchase only)

Designer Colors (GRSSR20-DL77516 Model and GRSSR base only) – Non-standard colors are non-returnable – Black Standard –

RED	Warm Red
BLACK	Black
GRAY	Gray Granite
WHITE	White Granite
NAVY	Navy Blue
GREEN	Hunter Green
COPPER	Antique Copper

Simulated Stone Colors – Non-standard colors are non-returnable – Night Sky Standard –

SS-GGRAN	Gray Granite
SS-BSAND	Bermuda Sand
SS-NSKY	Night Sky

76 mm Risers – Available in Designer Colors and Stainless Steel (not available on the GRSSR-DL77516) – Non-standard colors are non-returnable –

3RISER16	GRSSR-16
3RISER18	GRSSR-18
3RISER20	GRSSR-20

127 mm Risers – Available in Designer Colors and Stainless Steel (not available on the GRSSR-DL77516) – Non-standard colors are non-returnable –

5RISER16	GRSSR-16
5RISER18	GRSSR-18
5RISER20	GRSSR-20

ACCESSORIES

WHITE-CTD-240 250 Watt Clear Coated Bulb (GRSSR20-DL77516 accommodates one [1] Bulb)

COLORS AND FINISHES – PAGE 18



Glo-Ray® Portable Rectangular Heated Simulated Stone Shelves

Match the heat zone to your countertops with Hatco's Glo-Ray® Heated Simulated Stone Shelves. The portable foodsafe shelves come in three colors and are ideal for buffet lines or as hors d'oeuvre displays. These unique warmers will safely hold food hot while blending in with your décor.

- Hatco Heated Simulated Stone Shelves are made of approved foodsafe materials
- Features a lighted rocker switch and thermostatically-controlled heated base to help hold your food hot and delicious
- Models with simulated stone are Swanstone®



GRSS-3618 in optional Bermuda Sand simulated stone (view of base)



GRSS-3618 in standard Night Sky simulated stone

GLO-RAY® PORTABLE RECTANGULAR HEATED SIMULATED STONE SHELVES

Model	Dimensions W x D x H	Voltage		
		Single Phase	Watts	Ship Weight
GRSS-2418	610 x 457 x 64 mm	240	635	13 kg
GRSS-3018	762 x 457 x 64 mm	240	780	14 kg
GRSS-3618	914 x 457 x 64 mm	240	930	16 kg
GRSS-4818*	1219 x 457 x 159 mm	240	1270	21 kg
GRSS-6018*	1524 x 457 x 159 mm	240	1560	26 kg
GRSS-7218*	1829 x 457 x 159 mm	240	1860	31 kg

* Height includes standard 102 mm legs.

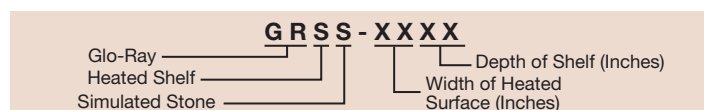
All Glo-Ray® Portable Rectangular Heated Simulated Stone Shelf Models Feature:
Cord Location: Center of side with switch.

OPTIONS (available at time of purchase only)

Simulated Stone Colors – Non-standard colors are non-returnable – Night Sky Standard –

SS-GGRAN	Gray Granite
SS-BSAND	Bermuda Sand
SS-NSKY	Night Sky

COLORS AND FINISHES – PAGE 18



Portable Rectangular Heated Black Glass Shelves

The Hatco Heated Black Glass Shelves have an approved foodsafe heated ceramic glass top which creates uniform heat across the entire surface. Adjustable thermostatic controls allow surface temperature ranging from 38° to 90°C to be controlled easily.

- Shelves are made of approved foodsafe materials
- Lighted On/Off rocker switch
- Equipped with a trim mounting ring that is available in stainless steel (standard) or *Designer Black*
- All units come with a 1829 mm cord & plug set



Angled food stop (close-up view)
HBG-FS-24 with optional *Designer Black* trim ring **HBG-TRIM-BLK**



HBG-2418 with standard stainless steel trim ring

PORTABLE RECTANGULAR HEATED BLACK GLASS SHELVES

Model	Dimensions W x D x H	Voltage		Watts	Ship Weight
		Single Phase			
HBG-2418	619 x 467 x 64 mm	240		425	14 kg
HBG-3018	772 x 467 x 64 mm	240		525	15 kg
HBG-3618*	924 x 467 x 156 mm	240		630	17 kg
HBG-4818*+	1229 x 467 x 156 mm	240		850	19 kg
HBG-6018*+	1534 x 467 x 156 mm	240		1050	28 kg
HBG-7218*+	1838 x 467 x 156 mm	240		1260	31 kg

* Height includes standard 102 mm legs.

+ Units 1219 mm and larger are constructed of two equal size pieces of glass which create a seam.

All Portable Rectangular Heated Black Glass Shelf Models Feature:

Cord Location: Center of side with switch.

OPTIONS (available at time of purchase only)

Angled Food Stop keeps product on the heat zone –

HBG-FS-24	610 mm
HBG-FS-30	672 mm
HBG-FS-36	914 mm
HBG-FS-48	1219 mm
HBG-FS-60	1524 mm
HBG-FS-72	1829 mm
HBG-TRIM-BLK	<i>Designer Black</i> Powdercoated Trim Ring (Stainless Steel standard)

COLORS AND FINISHES – PAGE 18

HBG - XXXX

Heated Black Glass ———— Depth (Inches)
Width (Inches)



Portable Heated Black Glass Modular Shelf

Hatco's black ceramic glass creates uniform heat across the entire top surface. The design uses a modular system, so units can be placed side-by-side. This allows great flexibility in buffet areas. Each unit's glass surface is the size of a 1/1 GN food pan.

- Electronic temperature control with five (5) settings for 55°, 65°, 75°, 85° and 95°C
- The portable, modular system design offers great flexibility
- Simple design for easy cleaning and maintenance
- Durable stainless steel housing

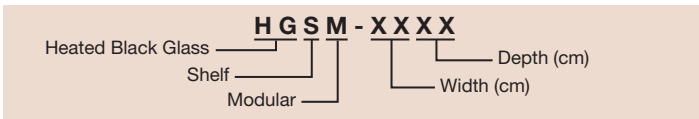


HGSM-4060

PORTABLE HEATED BLACK GLASS MODULAR SHELF

Model	Dimensions W x D x H	Voltage	Watts	Ship Weight
HGSM-4060	400 x 600 x 58 mm	240	327	8 kg

All Portable Heated Black Glass Modular Shelf Models Feature:
Cord Location: Left back of unit.



Glo-Ray® Portable Heated Shelves

Whether you need a heated workspace or extra base heat in a pass-through or buffet area, Hatco's full line of Glo-Ray® Heated Shelf options can help you. Using a blanket heating element for an even temperature, the thermostatically-controlled base safely extends the holding time of your food.

Flexibility, style and quality mark these workhorses of the buffet.

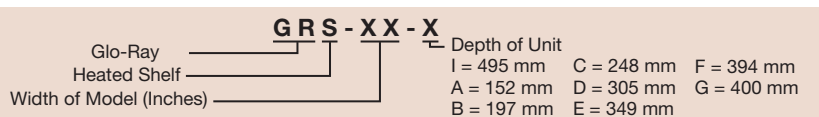
- Uniform heat distribution with blanket-type element
- Built-in adjustable thermostat controls surface temperature
- Extruded aluminum base with stainless steel top – optional hardcoated aluminum surface
- Optional 102 mm legs (standard on 914 mm and wider models)
- Optional slant leg kit and pan rail
- Model widths from 457 to 1829 mm
- Model depths: 248, 305, 349, 394, 400, 445, 495, 546, 597 and 648 mm



GRS-30-I with optional *Designer* color and accessory food pans shown below a **GRAH-36** Strip Heater

GLO-RAY® PORTABLE HEATED SHELVES

Model	Dimensions W x H	Voltage Single Phase	Watts	Ship Weight	Model	Dimensions W x H	Voltage Single Phase	Watts	Ship Weight
495 mm Depth – Standard 495 mm Depth Accommodates 305 x 508 mm Steam Table Pans					305 mm Depth				
GRS-18-I	457 x 57 mm	240	272	7 kg	GRS-18-D	457 x 57 mm	240	218	5 kg
GRS-24-I	610 x 57 mm	240	380	9 kg	GRS-24-D	610 x 57 mm	240	272	6 kg
GRS-30-I	762 x 57 mm	240	490	11 kg	GRS-30-D	762 x 57 mm	240	326	8 kg
GRS-36-I	914 x 133 mm	240	598	13 kg	GRS-36-D	914 x 133 mm	240	380	9 kg
GRS-42-I	1067 x 133 mm	240	652	15 kg	GRS-42-D	1067 x 133 mm	240	490	10 kg
GRS-48-I	1219 x 133 mm	240	760	16 kg	GRS-48-D	1219 x 133 mm	240	544	12 kg
GRS-54-I	1372 x 133 mm	240	870	19 kg	GRS-54-D	1372 x 133 mm	240	598	13 kg
GRS-60-I	1524 x 133 mm	240	980	20 kg	GRS-60-D	1524 x 133 mm	240	652	15 kg
GRS-66-I	1676 x 133 mm	240	1088	23 kg	GRS-66-D	1676 x 133 mm	240	706	16 kg
GRS-72-I	1829 x 133 mm	240	1196	25 kg	GRS-72-D	1829 x 133 mm	240	760	17 kg
152 mm Depth					349 mm Depth				
GRS-18-A	457 x 57 mm	240	109	5 kg	GRS-18-E	457 x 57 mm	240	218	6 kg
GRS-24-A	610 x 57 mm	240	136	5 kg	GRS-24-E	610 x 57 mm	240	372	7 kg
GRS-30-A	762 x 57 mm	240	163	6 kg	GRS-30-E	762 x 57 mm	240	326	9 kg
GRS-36-A	914 x 133 mm	240	190	7 kg	GRS-36-E	914 x 133 mm	240	380	10 kg
GRS-42-A	1067 x 133 mm	240	245	9 kg	GRS-42-E	1067 x 133 mm	240	490	11 kg
GRS-48-A	1219 x 133 mm	240	272	9 kg	GRS-48-E	1219 x 133 mm	240	544	13 kg
GRS-54-A	1372 x 133 mm	240	299	10 kg	GRS-54-E	1372 x 133 mm	240	598	14 kg
GRS-60-A	1524 x 133 mm	240	326	11 kg	GRS-60-E	1524 x 133 mm	240	652	15 kg
GRS-66-A	1676 x 133 mm	240	353	12 kg	GRS-66-E	1676 x 133 mm	240	706	17 kg
GRS-72-A	1829 x 133 mm	240	380	13 kg	GRS-72-E	1829 x 133 mm	240	760	18 kg
197 mm Depth					394 mm Depth				
GRS-18-B	457 x 57 mm	240	109	5 kg	GRS-18-F	457 x 57 mm	240	218	6 kg
GRS-24-B	610 x 57 mm	240	136	5 kg	GRS-24-F	610 x 57 mm	240	272	8 kg
GRS-30-B	762 x 57 mm	240	163	6 kg	GRS-30-F	762 x 57 mm	240	326	10 kg
GRS-36-B	914 x 133 mm	240	190	7 kg	GRS-36-F	914 x 133 mm	240	380	11 kg
GRS-42-B	1067 x 133 mm	240	245	9 kg	GRS-42-F	1067 x 133 mm	240	490	13 kg
GRS-48-B	1219 x 133 mm	240	272	9 kg	GRS-48-F	1219 x 133 mm	240	544	15 kg
GRS-54-B	1372 x 133 mm	240	299	10 kg	GRS-54-F	1372 x 133 mm	240	598	17 kg
GRS-60-B	1524 x 133 mm	240	326	11 kg	GRS-60-F	1524 x 133 mm	240	652	18 kg
GRS-66-B	1676 x 133 mm	240	353	12 kg	GRS-66-F	1676 x 133 mm	240	706	19 kg
GRS-72-B	1829 x 133 mm	240	380	13 kg	GRS-72-F	1829 x 133 mm	240	760	20 kg
248 mm Depth					400 mm Depth				
GRS-18-C	457 x 57 mm	240	136	5 kg	GRS-18-G	457 x 57 mm	240	218	6 kg
GRS-24-C	610 x 57 mm	240	190	5 kg	GRS-24-G	610 x 57 mm	240	272	8 kg
GRS-30-C	762 x 57 mm	240	245	6 kg	GRS-30-G	762 x 57 mm	240	326	10 kg
GRS-36-C	914 x 133 mm	240	299	7 kg	GRS-36-G	914 x 133 mm	240	380	11 kg
GRS-42-C	1067 x 133 mm	240	326	9 kg	GRS-42-G	1067 x 133 mm	240	490	13 kg
GRS-48-C	1219 x 133 mm	240	380	9 kg	GRS-48-G	1219 x 133 mm	240	544	15 kg
GRS-54-C	1372 x 133 mm	240	435	10 kg	GRS-54-G	1372 x 133 mm	240	598	17 kg
GRS-60-C	1524 x 133 mm	240	490	11 kg	GRS-60-G	1524 x 133 mm	240	652	18 kg
GRS-66-C	1676 x 133 mm	240	544	12 kg	GRS-66-G	1676 x 133 mm	240	706	19 kg
GRS-72-C	1829 x 133 mm	240	598	13 kg	GRS-72-G	1829 x 133 mm	240	760	20 kg





Glo-Ray® Portable Heated Shelves *continued*



GRS-60-I



GRS-30-I in optional Designer color with accessory pan rail and food pans

GLO-RAY® PORTABLE HEATED SHELVES

Model	Dimensions W x H	Voltage Single Phase	Watts	Ship Weight	Model	Dimensions W x H	Voltage Single Phase	Watts	Ship Weight
445 mm depth					597 mm depth				
GRS-18-H	457 x 57 mm	240	245	7 kg	GRS-18-K	457 x 57 mm	240	354	9 kg
GRS-24-H	610 x 57 mm	240	326	9 kg	GRS-24-K	610 x 57 mm	240	462	12 kg
GRS-30-H	762 x 57 mm	240	408	11 kg	GRS-30-K	762 x 57 mm	240	571	14 kg
GRS-36-H	914 x 133 mm	240	489	12 kg	GRS-36-K	914 x 133 mm	240	679	15 kg
GRS-42-H	1067 x 133 mm	240	571	14 kg	GRS-42-K	1067 x 133 mm	240	816	16 kg
GRS-48-H	1219 x 133 mm	240	652	16 kg	GRS-48-K	1219 x 133 mm	240	924	17 kg
GRS-54-H	1372 x 133 mm	240	734	18 kg	GRS-54-K	1372 x 133 mm	240	1033	20 kg
GRS-60-H	1524 x 133 mm	240	816	20 kg	GRS-60-K	1524 x 133 mm	240	1142	22 kg
GRS-66-H	1676 x 133 mm	240	897	21 kg	GRS-66-K	1676 x 133 mm	240	1250	24 kg
GRS-72-H	1829 x 133 mm	240	978	23 kg	GRS-72-K	1829 x 133 mm	240	1358	26 kg
546 mm depth					648 mm depth				
GRS-18-J	457 x 57 mm	240	327	9 kg	GRS-18-L	457 x 57 mm	240	381	9 kg
GRS-24-J	610 x 57 mm	240	408	12 kg	GRS-24-L	610 x 57 mm	240	516	12 kg
GRS-30-J	762 x 57 mm	240	489	14 kg	GRS-30-L	762 x 57 mm	240	653	15 kg
GRS-36-J	914 x 133 mm	240	570	15 kg	GRS-36-L	914 x 133 mm	240	788	17 kg
GRS-42-J	1067 x 133 mm	240	735	16 kg	GRS-42-L	1067 x 133 mm	240	897	20 kg
GRS-48-J	1219 x 133 mm	240	816	17 kg	GRS-48-L	1219 x 133 mm	240	1032	23 kg
GRS-54-J	1372 x 133 mm	240	897	20 kg	GRS-54-L	1372 x 133 mm	240	1169	25 kg
GRS-60-J	1524 x 133 mm	240	978	22 kg	GRS-60-L	1524 x 133 mm	240	1306	27 kg
GRS-66-J	1676 x 133 mm	240	1059	24 kg	GRS-66-L	1676 x 133 mm	240	1441	29 kg
GRS-72-J	1829 x 133 mm	240	1140	26 kg	GRS-72-L	1829 x 133 mm	240	1576	31 kg

All Glo-Ray® Portable Heated Shelf Models Feature:

- Pan Capacity (305 x 508 mm): GRS-18-I, -24-I = 1-pan.
- GRS-30-I, -36-I = 2-pan.
- GRS-42-I, -48-I = 3-pan.
- GRS-54-I, -60-I = 4-pan.
- GRS-66-I, -72-I = 5-pan.

Cord Location: Center of side with controls.

OPTIONS (available at time of purchase only)

Designer Colors (top surface not painted) – Non-standard colors are non-returnable – Clear Anodized standard –

RED	Warm Red
BLACK	Black
GRAY	Gray Granite
WHITE	White Granite
NAVY	Navy Blue
GREEN	Hunter Green
COPPER	Antique Copper

Hardcoated Surface in lieu of Stainless Steel on standard 495 mm deep GRS models only (please consult factory for other depths) –

HC 18-42	GRS-18 through GRS-42
HC 48-72	GRS-48 through GRS-72

ACCESSORIES

GRS-LEGS 102 mm Adjustable Legs (standard on units GRS-36 and larger)

GRS-SLANT Slant Leg Kit for models 305 mm deep or deeper

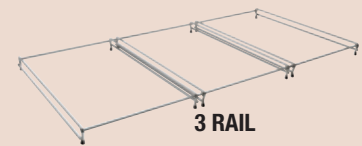
Pan Rail for 495 mm deep GRS models –

2 RAIL	2-Pan
3 RAIL	3-Pan
4 RAIL	4-Pan
5 RAIL	5-Pan

COLORS AND FINISHES – PAGE 18



GRS-SLANT



3 RAIL



Glo-Ray® Mini-Merchandisers

Hatco's convenient Mini-Merchandisers create impulse sales by placing fresh product in front of customers. Using a limited amount of valuable counterspace, these flexible warmers come in a variety of shapes, sizes and colors to hold food samples, hors d'oeuvres and packaged product.

- Ideal for delis, supermarkets, kiosks convenience stores or concession stands where counterspace is limited
- Sturdy acrylic sneeze guard safeguards food serving areas
- Shatter-resistant incandescent lights enhance product displays while safeguarding food from bulb breakage
- Lighted rocker switch for easy On/Off
- Thermostatically-controlled heated base to extend holding times of most foods
- Pre-focused infrared top heat directs heat to the outer edges where heat loss is greatest
- 102 mm food bins are standard (GRHW-1SG only)



GRHW-2P
with 102 mm legs and
accessory food pans



GRHW-1SG

GLO-RAY® MINI-MERCHANDISERS

Model	Bulbs	Dimensions (W x D x H) <i>Includes sneeze guard</i>	Usable Heated Shelf Space W x D	Voltage Single Phase	Watts	Ship Weight
GRHW-1P	2	565 x 486 x 451 mm	533 x 349 mm	240	820	16 kg
GRHW-2P	4	1099 x 486 x 527 mm	1067 x 349 mm	240	1640	31 kg
GRHW-1SG	2	565 x 486 x 467 mm	533 x 349 mm	240	820	17 kg

All Glo-Ray® Mini-Merchandiser Models Feature:

Base Dimensions: GRHW-1P: 565 W x 349 D mm.

GRHW-2P: 1099 W x 349 D mm.

GRHW-1SG: 565 W x 349 D mm.

Included with Merchandiser: A thermostatically-controlled base, a sneeze guard (food shield), display lights, 25 mm rubber legs (except GRHW-2P has 102 mm legs), five (5) 102 mm bins (GRHW-1SG only) and a 1829 mm cord & plug set.

Cord Location: Base end plate, same side as switch.

OPTIONS (available at time of purchase only)

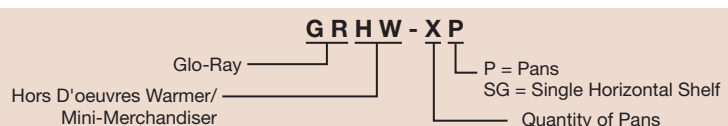
Designer Colors – Non-standard colors are non-returnable –

RED	Warm Red
BLACK	Black
GRAY	Gray Granite
WHITE	White Granite
NAVY	Navy Blue
GREEN	Hunter Green
COPPER	Antique Copper
PANEL	Plexi-Glass Side Panels

ACCESSORIES

4" LEGS 102 mm Adjustable Legs (standard on GRHW-2P)

COLORS AND FINISHES – PAGE 18



Glo-Ray® Buffet Warmers

Hold hot food at optimum serving temperatures on buffet lines or at temporary serving areas with Hatco Glo-Ray® Buffet Warmers. Choose from either standard or Designer style models in many widths to fit your operation.

- Available with Designer color inset panels and the choice of an entire unit in color as well
- Thermostatically-controlled heated base of 27° - 93°C extends holding times of most foods
- Pre-focused infrared top heat directs heat to the outer edges where heat loss is greatest
- Sturdy plexi-glass sneeze guard
- Shatter-resistant incandescent lights enhance product displays while safeguarding food from bulb breakage
- Available in a variety of widths from 635-1988 mm



GR2BW-30 with optional Designer Warm Red inset panels and accessory food pans



GRBW-30 with optional Designer color and accessory food pans

GLO-RAY® BUFFET WARMERS

Model	No. of Light Bulbs	Dimensions (W x D x H) <i>Includes sneeze guard</i>	Maximum Pan Capacities	Voltage	Watts	Ship Weight
			305 x 508 mm Pan	Single Phase		
GRBW-24	2	635 x 572 x 451 mm	1	240	1000	21 kg
GRBW-30	2	787 x 572 x 451 mm	2	240	1270	24 kg
GRBW-36	3	940 x 572 x 527 mm	2	240	1578	26 kg
GRBW-42	3	1092 x 572 x 527 mm	3	240	1728	31 kg
GRBW-48	4	1245 x 572 x 527 mm	3	240	2040	35 kg
GRBW-54	4	1397 x 572 x 527 mm	4	240	2360	37 kg
GRBW-60	5	1549 x 572 x 527 mm	4	240	2680	41 kg
GRBW-66	5	1702 x 572 x 527 mm	5	240	2948	44 kg
GRBW-72	5	1854 x 572 x 527 mm	5	240	3113	49 kg

All Glo-Ray® Buffet Warmer Models Feature:

GRBW Base Dimensions: 638-1857 W x 495 D mm.

Cord Location: Base end plate, same side as switch.

GLO-RAY® DESIGNER BUFFET WARMERS

Model*	No. of Light Bulbs	Dimensions (W x D x H) <i>Includes sneeze guard</i>	Maximum Pan Capacities	Voltage	Watts	Ship Weight
			305 x 508 mm Pan	Single Phase		
GR2BW-24	2	768 x 686 x 483 mm	1	240	970	34 kg
GR2BW-30	2	921 x 686 x 483 mm	2	240	1230	39 kg
GR2BW-36	2	1073 x 686 x 527 mm	2	240	1470	44 kg
GR2BW-42	4	1226 x 686 x 559 mm	3	240	1790	50 kg
GR2BW-48	4	1378 x 686 x 559 mm	3	240	2040	57 kg
GR2BW-54	4	1530 x 686 x 559 mm	4	240	2290	59 kg
GR2BW-60	6	1683 x 686 x 559 mm	4	240	2660	70 kg
GR2BW-66	6	1835 x 686 x 559 mm	5	240	2920	77 kg
GR2BW-72 [■]	6	1988 x 686 x 559 mm	5	240	3185	84 kg

• When no color is specified, color inset panels and corner caps will be Back.

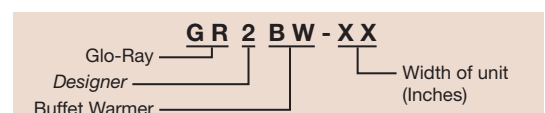
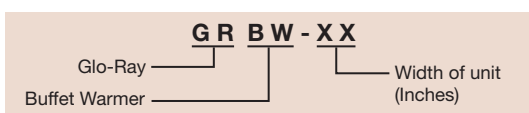
■ Cord without plug.

All Glo-Ray® Designer Buffet Warmer Models Feature:

Usable Heated Shelf Space: Width of unit minus 165 x 552 D mm.

Cord Location: Center of bottom on control side.

OPTIONS AND ACCESSORIES – PAGE 17





**GRBW-30 with
accessory food pans**

OPTIONS (available at time of purchase only)

Designer Colors – Non-standard colors are non-returnable –

RED	Warm Red
BLACK	Black
GRAY	Gray Granite
WHITE	White Granite
NAVY	Navy Blue
GREEN	Hunter Green
COPPER	Antique Copper

Designer Inset Panel Colors (GR2BW models only) – Non-standard colors are non-returnable – Black Standard –

RED	Warm Red
BLACK	Black
GRAY	Gray Granite
WHITE	White Granite
NAVY	Navy Blue
GREEN	Hunter Green
COPPER	Antique Copper

Designer Corner Caps (GR2BW models only)– Non-standard colors are non-returnable – Black Standard –

BLACK	Black Corner Caps
DKGRAY	Dark Gray Corner Caps

Acrylic Front and two (2) Side Enclosures in lieu of Sneeze Guards – GRBW-24, -30, -36, -42, -48 models only –

FRTENCL-24, -30	-24 and -30 models
FRTENCL-36, -42, -48	-36, -42 and -48 models
SIDE-ENCL	Two (2) Acrylic Side Enclosures (GRBW models only)
SIDE-ENCL2	Two (2) Acrylic Side Enclosures (GR2BW models only)

Hardcoated Surface (GRBW models) –

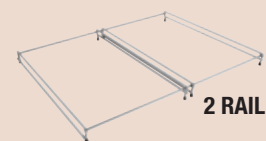
HC 24-42	GRBW-24 through GRBW-42
HC 48-72	GRBW-48 through GRBW-72
INF	Infinite Control for top heat only (GRBW-24 through GRBW-60 and GR2BW-24 through GR2BW-60 models only)
9.375BP	238 mm Sneeze Guard in lieu of standard 191 mm (GRBW models only)
14BP	356 mm Sneeze Guard in lieu of standard 191 mm

ACCESSORIES

GRBW-LEGS 102 mm Adjustable Legs (GRBW models only – standard on units GRBW-42 or larger)

Pan Rail for GRBW Models (not for use with Acrylic Front Enclosure) –

2 RAIL	2-Pan
3 RAIL	3-Pan
4 RAIL	4-Pan
5 RAIL	5-Pan



COLORS AND FINISHES – PAGE 18




HBG-2418 with standard stainless steel trim ring

Paint Chip and Stone Sample Colors

DESIGNER COLORS



GLOSS FINISHES



SIMULATED STONE* COLORS



Colors are a representation and may not exactly match our colors. Consult factory for possible color matching options on these colors. Non-standard colors are non-returnable.

To order a Hatco Paint Chip & Stone Sample Colors Sheet, visit www.hatcocorp.com / Order Literature / Sales Literature / Sell Sheets.

* Simulated Stone is Swanstone®



Scan with web-enabled
mobile device to visit
www.hatcocorp.com

Hatco Corporation

St. George's House | Rearsby Business Park
Gaddesby Lane | Rearsby | Leicestershire LE7 4YH
Tel: 01509 260 140 | Fax: 01509 260 151
www.hatcocorp.com | sales@gamblefs.co.uk