



# Drawer Warmer Solutions

*Cafeterias • Convenience Stores  
Restaurants & Cafés • Clubs & Bars • Concessions*



**CDW-3N** pg. 2



**HDW-2** pg. 3



**HDW-2B** with optional *Designer Warm Red* drawer fronts pg. 3



## Convected Drawer Warmer

This Hatco unit is designed to keep a variety of food products hot and flavor-fresh until served. With a single non-humidified cavity and a single electronic temperature control, this unit provides even, dry heat for food products that do not require humidity. With insulated top, sides and back, these Drawer Warmers provide excellent energy efficiency.

- Digital electronic controller for easy programming
- Low velocity convected air system provides even temperature throughout the cabinet
- Tough, solid chrome handles are angled to avoid contact from passing carts
- Narrow width fits most kitchen footprints
- Heavy-duty drawer slides with nylon rollers
- Includes three full-size pans



CDW-3N

### CONVECTED DRAWER WARMER

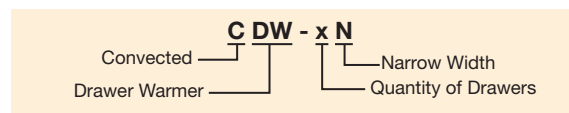
Model	Dimensions W x D* x H	Voltage Single Phase	Watts	Ship Weight
CDW-3N	421 x 774 x 762 mm	230	933	81 kg

\* Includes 32 mm for drawer handle.

#### All Convected Drawer Warmer Models Feature:

Models Shipped with: (1) 152 mm deep food pan per drawer, low profile 51 mm casters and a 1829 mm cord & plug set.

Cord Location: Back of unit, top right corner.



## Drawer Warmers

Hold everything from meat to vegetables to rolls in the Hatco Drawer Warmers. Built for tough kitchen duty with rugged construction and heavy-duty hardware, these warmers keep a variety of foods hot and fresh until served.

- Standard and narrow widths available
- 1-, 2-, 3- or 4-drawer freestanding or 1-, 2- or 3-drawer built-in models
- Completely insulated individual cavities provide maximum energy efficiency
- Each drawer has a food pan, a recessed individual thermostatic control, a temperature monitor, vent slides and a power switch
- 12-gauge stainless steel heavy-duty drawer slides with nylon rollers
- For additional humidity, see illustration on following page
- Standard width Drawer Warmer pans lift straight out of drawer (HDW-1N, -2N and -3N models require tipping the pan to install)

### FREESTANDING DRAWER WARMERS

Model	Dimensions (W x D* x H) <i>Height excludes legs/casters</i>	Voltage		Watts	Ship Weight
		Single Phase			
HDW-1	749 x 575 x 279 mm	240	450	450	44 kg
HDW-2	749 x 575 x 537 mm	240	900	900	76 kg
HDW-3	749 x 575 x 794 mm	240	1350	1350	106 kg
HDW-4	749 x 575 x 1051 mm	240	1800	1800	134 kg

**All Freestanding Drawer Warmer Models Feature:**

HDW-1, -2 and -3 Shipped with: (1) 152 mm deep food pan per drawer, 102 mm plastic legs and a 1829 mm cord & plug set.  
 HDW-4 Shipped with: (1) 152 mm deep full pan per drawer, 152 mm stainless steel legs and a 1829 mm cord & plug set.  
 Cord Location: Back of unit, lower left corner.

### FREESTANDING NARROW DRAWER WARMERS

Model	Dimensions (W x D* x H) <i>Height excludes legs/casters</i>	Voltage		Watts	Ship Weight
		Single Phase			
HDW-1N	530 x 686 x 279 mm	240	450	450	44 kg
HDW-2N	530 x 686 x 537 mm	240	900	900	76 kg
HDW-3N	530 x 686 x 794 mm	240	1350	1350	106 kg

**All Freestanding Narrow Drawer Warmer Models Feature:**

Models Shipped with: (1) 152 mm deep food pan per drawer, 102 mm plastic legs and a 1829 mm cord & plug set.  
 Cord Location: Back of unit, lower left corner.

### BUILT-IN DRAWER WARMERS

Model	Dimensions (W x D* x H) <i>Height excludes front mounting flange</i>	Voltage		Watts	Ship Weight
		Single Phase			
HDW-1B	715 x 568 x 248 mm	240	450	450	40 kg
HDW-2B	715 x 568 x 506 mm	240	900	900	72 kg
HDW-3B	715 x 568 x 763 mm	240	1350	1350	106 kg

**All Built-In Drawer Warmer Models Feature:**

Models Shipped with: (1) 152 mm deep food pan per drawer and a 1524 mm conduit.

### BUILT-IN NARROW DRAWER WARMERS

Model	Dimensions (W x D* x H) <i>Height excludes front mounting flange</i>	Voltage		Watts	Ship Weight
		Single Phase			
HDW-1BN	494 x 679 x 248 mm	240	450	450	40 kg
HDW-2BN	494 x 679 x 506 mm	240	900	900	72 kg
HDW-3BN	494 x 679 x 763 mm	240	1350	1350	106 kg

\* Add 32 mm to depth for drawer handle.

**All Built-In Narrow Drawer Warmer Models Feature:**

Models Shipped with: (1) 152 mm deep food pan per drawer and a 1524 mm conduit.

**OPTIONS AND ACCESSORIES – PAGE 4**

### BUILT-IN DRAWER WARMER CUT-OUT REQUIREMENTS

Model	"W" Dimension	"D" Dimension <sup>▲</sup>	"H" Dimension
HDW-1B	720 mm	610 mm	257 mm
HDW-2B	720 mm	610 mm	514 mm
HDW-3B	720 mm	610 mm	771 mm
HDW-1BN	500 mm	720 mm	257 mm
HDW-2BN	500 mm	720 mm	514 mm
HDW-3BN	500 mm	720 mm	771 mm

<sup>▲</sup> Depth dimension includes 38 mm for conduit connector.



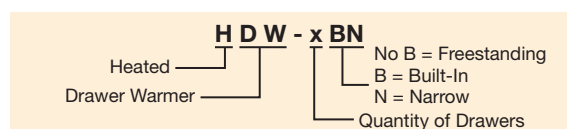
HDW-3 with optional casters



HDW-1N



HDW-3B





## OPTIONS *(available at time of purchase only)*


**Designer Drawer Front Colors per Drawer – Non-standard colors are non-returnable –**

<b>RED</b>	Warm Red
<b>BLACK</b>	Black
<b>GRAY</b>	Gray Granite
<b>WHITE</b>	White Granite
<b>NAVY</b>	Navy Blue
<b>GREEN</b>	Hunter Green
<b>COPPER</b>	Antique Copper
<b>HDW-ITC</b>	Digital Temperature Control (required on all drawers)
<b>OS-PAN</b>	Oversized Drawer Frame and Pan (508 x 381 x 127 mm) in lieu of standard drawer with Pan (standard width models only)
<b>BIS DRAWER</b>	Biscuit Pan Drawer (accommodates [2] 457 x 330 mm Half-Size Sheet Pans – not included) in lieu of standard drawer with pan (standard width models only)
<b>HDW-CHIP</b>	Chip Guard

## ACCESSORIES

<b>HDW 6" LEG</b>	152 mm Adjustable Stainless Steel Legs (standard on HDW-4)
<b>HDW-CASTER-2</b>	51 mm dia. casters – all swivel, 2 lock – adds 57 mm to height of unit (HDW-1, -2, -3 models only)
<b>HDW-CASTER-3</b>	76 mm dia. Locking Casters – all swivel, all lock – adds 108 mm to height of unit (HDW-1, -2, -3 models only)
<b>HDW-CASTER-5</b>	127 mm dia. Locking Casters – all swivel, all lock – adds 159 mm to height of unit
<b>HDW-TRIVET</b>	Custom Trivet raises food product 13 mm off bottom of Full-Size Pan
<b>HDW-SPILL</b>	Water/Spillage Pan – one per drawer (excludes <b>BIS Drawer</b> and <b>OS-Pan</b> options)
<b>HDW-SPLASH</b>	Splash Baffle – one per drawer (excludes <b>BIS Drawer</b> and <b>OS-Pan</b> options)
<b>ST PAN 2</b>	Stainless Steel Food Pan (527 x 324 x 64 mm)
<b>HDW 6" PAN</b>	Stainless Steel Food Pan (527 x 324 x 152 mm)
<b>ALUM PAN</b>	457 x 330 mm Half-Size Sheet Pan for Biscuit Pan Drawer (accommodates two)

## COLORS AND FINISHES – PAGE 5



**HDW TRIVET**




**HDW 6" LEG**



### CASTERS

**HDW-CASTER-2** all swivel, 2 lock  
**HDW-CASTER-3** all swivel, all lock  
**HDW-CASTER-5** all swivel, all lock



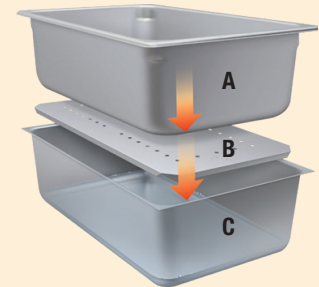
**HDW-SPLASH**



**HDW-ITC option**  
ITC - Digital temperature control

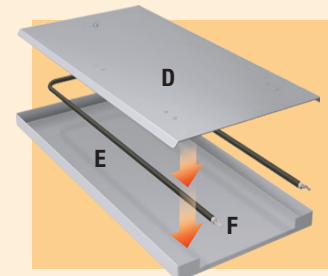


**BIS DRAWER option**  
Biscuit pan drawer (pans not included)



### Additional Humidity

- A. Stainless steel food pan
- B. **HDW-SPLASH** accessory  
Splash baffle
- C. **HDW-SPILL** accessory  
Water/spillage pan (add 6 mm of water)




### Prevents chips from reaching the element

- D. Heat shield (included)
- E. Heating element (included)
- F. **HDW-CHIP** option  
Chip guard (standard width shown)




## Paint Chip Sample Colors


### DESIGNER COLORS




Warm Red



Black




Gray  
Granite



White  
Granite



Navy Blue



Hunter  
Green



Antique  
Copper

*Colors are a representation and may not exactly match our colors.  
Consult factory for possible color matching options on these colors.  
Non-standard colors are non-returnable.*

To order a Hatco Paint Chip & Stone Sample Colors Sheet, visit [www.hatcocorp.com](http://www.hatcocorp.com) / Order Literature / Sales Literature / Sell Sheets.



Scan with web-enabled  
mobile device to visit  
[www.hatcocorp.com](http://www.hatcocorp.com)

## Hatco Corporation

St. George's House | Rearsby Business Park  
Gaddesby Lane | Rearsby | Leicestershire LE7 4YH  
Tel: 01509 260 140 | Fax: 01509 260 151  
[www.hatcocorp.com](http://www.hatcocorp.com) | [sales@gamblefs.co.uk](mailto:sales@gamblefs.co.uk)