

Our patented shaped ice cubes last longer, giving your customers the ultimate drinking experience.

Ice Machines

FOSTER

Ice Machines

A range of ice makers using cutting edge technology so the ice is crystal clear and lasts longer in customer's drinks


- Seven ice cuber models with a range of outputs from 20 to 290kg.
- Modular ice flakers producing clean flaked ice with a range of outputs from 120 to 220kg.
- Ice dispenser with capacity to service 200-300 drinks per day.




Interest-free credit available over 24 months **ZERO%** (UK only)





 **Patented shaped ice** is much less inclined to stick together in the ice maker and is harder.

 The spray system **produces crystal clear ice cubes**, which last longer in cold drinks.


Innovation

Ergonomic food safe retractable lid ensures easy access to the ice.



Front ventilation system

Front ventilation system allows a significant energy saving and means the ice maker fits perfectly into narrow spaces.



Specifications

Configurations	FS20	FS40	FS50	FS90	F132+SB105	F132+SB205	F202+SB205	F202+SB305	F302+SB205	F302+SB305	FMIF120
Dimensions (w x d x h) mm	340 x 480 x 600	500 x 540 x 690	500 x 580 x 800	700 x 580 x 995	570 x 810 x 1635	850 x 810 x 1670	850 x 810 x 1670	1078 x 870 x 1590	850 x 810 x 1670	1078 x 870 x 1590	680 x 510 x 1000
Output per 24 hours	25kg	39kg	46kg	81kg	134kg	134kg	205kg	205kg	270kg	270kg	118kg
Bin capacity	6.5kg	15kg	22kg	42kg	129kg	181kg	181kg	252kg	181kg	252kg	18kg

Note: 150mm gap required either side for airflow. Output figures quoted are based on 10°C water input and ambient air temp of 21°C. Maximum ambient air temp 40°C and 35°C water input temp.

Available options

- Condensate pump
- Everpure filter, cartridge and head kit
- Everpure water filter & ION clean installation kit

- Ion clean
- Adjustable leg set
- Installation

NB: Please specify all options required at the time of ordering



Interest-free credit available over 24 months **ZERO*** (UK only)