



Toaster Solutions

*Buffets • Supermarkets & Delis • Restaurants & Cafés
Clubs & Bars • Catering • Concessions*



ITQ-1750-2C pg. 2



TM3-10 in standard Stainless Steel pg. 3



TQ-800HBA pg. 6



Intelligent Toast-Qwik®

Hatco's Intelligent Toast-Qwik® allows the operator to toast multiple products at the touch of the button, changing easily from bagels and toast to hash browns and garlic bread to crumpets and croissants, as well as melting cheese and finishing smaller food products. The unit can easily take the place of the current toasting platform and add versatility and future menu expansion along with energy efficiency and cost savings.

- The conveyor toaster can operate in four different modes:
 - ~ Continuous Through Put
 - ~ Select Single Item Mode
 - ~ In and Reverses Out Mode
 - ~ In, Pause, then Continues Through
- USB port located on the front allows for easy transfer of information such as program changes and product usage information
- The ability to program up to twenty product settings

- Hatco's patented ColorGuard Sensing System monitors and adjusts conveyor speed and temperature during high usage periods to ensure toast color uniformity
- Using Hatco's Spot-On® Technology, the toaster senses when product is placed on the conveyor and activates the unit
- Easy to clean, with removable crumb tray and collector ramp. There is minimal operator maintenance required, with self-cleaning elements and no maintenance motor and conveyor drives



ITQ-1000-1C



ITQ-875-1C



ITQ-1750-2C

HORIZONTAL CONVEYOR TOASTERS

Model	Voltage	Dimensions W x D x H	Opening Dimensions W x H	Watts	Amps	Capacity/ Minute†	Ship Weight
ITQ-875-1C	230	370 x 727 x 420 mm	154 x 56 mm	2700	11.8	15	41 kg
ITQ-1000-1C	230	450 x 727 x 457 mm	240 x 51 mm	3600	15.7	17	40 kg
ITQ-1750-2C	230	505 x 728 x 420 mm	(2) openings at 136 x 57 mm	4960	21.6	30	48 kg

† Toasting capacity may vary by product. Toasting of coated products not recommended.

All Horizontal Conveyor Toaster Models Feature:

Plug Options: **ITQ-875-1C:** BS-1363 or Schuko 7/7.

ITQ-1000-1C: Schuko 7/7 or no plug.

ITQ-1750-2C: No plug.

Cord Location: 1828 mm cord, left center on back of unit.

ACCESSORIES

Paddle with high temp, non-stick coating –

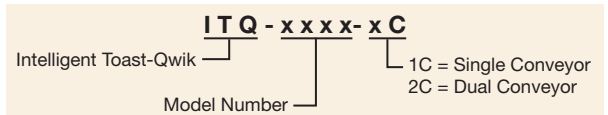
ITQ1C-PAD 229 mm wide Food Paddle (ITQ-1000-1C model)

ITQ2C-PAD 127 mm wide Food Paddle (ITQ-1750-2C model)

ITQ2CFEED175 Feed Ramp (ITQ-1750-2C model)



ITQ2C-PAD
Accessory



Toast-Max® Conveyor Toasters

The Toast-Max® Electric Conveyor Toaster is fast, reliable and versatile, toasting up to 460 bread or bun products per hour. Featuring long-lasting serpentine metal-sheathed heating elements and a permanently lubricated conveyor motor.

- Patented ColorGuard Sensing System ensures toast color uniformity
- Power Save mode with indicator light saves energy during off-peak period
- Allows for toasting bread products up to 38 mm thick
- Capacity is up to 390-460 slices per hour, depending on bread type
- Utilizing conveyour speed, not temperature, to determine toasting color, allows for instant adjustment of toasting time
- Durable stainless steel construction
- Units are shipped with 25 mm adjustable legs, feed ramp, removable crumb tray and a discharge chute



TM3-10 in Designer Black, Warm Red and standard Stainless Steel

TOAST-MAX® CONVEYOR TOASTER

Model	Dimensions W x D x H	Slot Opening W x H	Voltage Single Phase	Hz	Watts	Amps	Ship Weight
TM3-10	368 x 535 x 411 mm	245 x 54 mm	220-240	50/60	1920-2285	8.8-9.5	19 kg

All Toast-Max® Conveyor Toaster Models Feature:
Cord Location: Back of unit, bottom right side.

OPTIONS (available at time of purchase only)

Designer Colors – Non-standard colors are non-returnable – Stainless Steel Standard –

RED	Warm Red
BLACK	Black
WHITE	White Granite
NAVY	Navy Blue

COLORS AND FINISHES – PAGE 8

TM3-10
 Toast-MAX ——— Full-size
 (2 slice) Toaster



Toast-Max® Conveyor Toasters

The Hatco economy Toast-Max® Conveyor Toasters offer the flexibility and performance to perfectly toast bread and buns fast – up to 300 slices per hour. Using conveyor speed, not temperature, to determine toasting color allows for instant adjustment of toasting time. Toast-Max features an easy-to-use 4-position toast selector switch with Off / Toast / Buns / Stand-by.

- Long-lasting serpentine metal sheathed heating elements
- 102 mm adjustable legs
- Permanently lubricated 50/60 Hz motor
- V-shaped reflectors help capture and redirect heat
- 50 mm clearance to accommodate all types of bread products
- Discharge and crumb trays are removable for easy cleaning
- Efficient design of front or rear discharge allows unit to be placed where it is most convenient for sending product to the operator side or to the customer/server side



TM-5



TM-10

TOAST-MAX® CONVEYOR TOASTERS

Model	Dimensions	Opening Dimensions	kW	Amps	Capacity/Minute†	Ship Weight
	W x D x H*	W x H				
TM-5	290 x 419 x 387 mm	186 x 50 mm	1.6	6.6	3 slices	16 kg
TM-10	368 x 419 x 387 mm	264 x 50 mm	2.3	9.6	6 slices	19 kg

† Toasting capacity may vary by product. Toasting of coated products not recommended.

* Add 203 mm to depth if using tray extension in rear. Height includes legs.

All Toast-Max® Conveyor Toaster Models Feature:

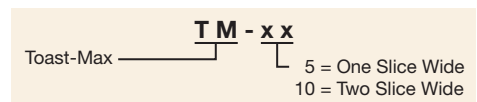
Voltage: 230, 50 Hz, single phase.

Bread Types: Bread or buns.

Maximum Product Size: TM-5: 176 W x 44 H mm.

TM-10: 254 W x 44 H mm.

Cord Location: A 1829 mm cord on left side of back of unit near bottom.



Toast-Qwik® Conveyor Toasters

Hatco's industry-leading Toast-Qwik Toasters have been completely redesigned to provide a great new look, easy to use touchscreen controller, and increased production capabilities. They continue to provide the best reliability, flexibility, and value of any conveyor toaster available!



- Patented ColorGuard sensing system which monitors and adjusts conveyor speed to ensure consistent toast results - even in your busiest periods
- Dynamic new touchscreen controller that is easy to see and easier to use!
- Up to 12 programmable settings for precise and instant product changes
- USB port for easy uploads of program changes and software updates
- Unique new toast delivery ramp moves your product to the storage tray each and every time
- Two-part "cool touch" crumb tray is removeable for easy cleaning
- 51 mm high opening standard; 76 mm high opening available on the TQ3-500H and TQ-900H models for thicker bread products



TQ3-500
shown in optional
Designer Warm Red



TQ3-900H
shown in optional
Stainless Steel

HORIZONTAL CONVEYOR TOASTERS

Model	Dimensions (W x D x H) <i>Height includes legs</i>	Opening Dimensions W x H	Voltage 50/60Hz	Watts	Amps	Capacity/ Minute†	Ship Weight
Toasts Two Slices Wide							
TQ3-500	374 x 524 x 435 mm	258 x 51 mm	230-240	2039-2220	8.9-9.3	7-8 slices	25 kg
TQ3-500H	374 x 524 x 435 mm	258 x 76 mm	230-240	2039-2220	8.9-9.3	7-8 slices	25 kg
TQ3-900	374 x 524 x 435 mm	258 x 51 mm	230-240	2774-3020	12.1-12.6	15 slices	25 kg
TQ3-900H	374 x 524 x 435 mm	258 x 76 mm	230-240	2774-3020	12.1-12.6	15 slices	25 kg

† Toasting capacity may vary by product. Toasting of coated products not recommended.

All Horizontal Conveyor Models Feature:

Cord Location: A 1829 mm cord – lower right corner on back of unit.

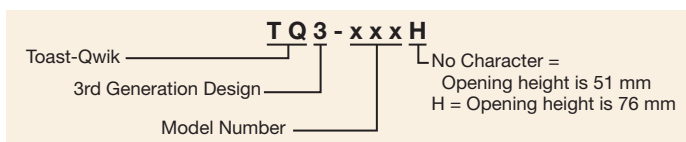
OPTIONS (available at time of purchase only)

Designer Color Side Panels – Non-standard colors are non-returnable – Designer Black Standard –	
SS	Stainless Steel
WRED	Designer Warm Red
TQ3-RAMP	Extended Feed Ramp (adds 3")

ACCESSORIES

SSINSERT	Stainless Steel Toast Tray Insert
TQ3-RAMP	Extended Feed Ramp (adds 76 mm)

COLORS AND FINISHES – PAGE 8





**Toast-Qwik®
Conveyor Toasters**

Hatco's Toast-Qwik® Conveyor Toasters give you flexibility and performance. Using conveyor speed, not temperature, to determine toasting color allows for instant adjustment of toasting time.

- Instant and precise adjustment of toast color with electronic infinite controls that regulate top and bottom heat
- Hatco's patented ColorGuard Sensing System assures toast uniformity
- Optional Power Save mode conserves energy
- Opening height for H and HBA models is 76 mm; for all other models, the opening height is 51 mm
- Capacity of 180-1800 slices per hour
- Insulation and an interior fan provide cool surface temperatures
- Efficient design of front or rear discharge allows unit to be placed where it is most convenient for sending product to the operator side or to the customer/server side
- Permanently lubricated ball bearing motor and heating elements guaranteed against burnout and breakage for two years



TQ-405



TQ-800BA with accessory security control cover



TQ-1800

TOAST-QWIK® CONVEYOR TOASTERS

Model	Dimensions W x D x H [▲]	Opening Dimensions W x H	kW	Amps	Capacity/Minute [†]	Ship Weight
TQ-405	368 x 451 x 378 mm	254 x 51 mm	2.2	9.2	6 slices	21 kg
TQ-400H	368 x 451 x 378 mm	254 x 76 mm	2.2	9.3	6 slices	21 kg
TQ-400BA [▼]	368 x 451 x 403 mm	254 x 51 mm	2.1	8.8	6 slices	21 kg
TQ-805	368 x 578 x 422 mm	254 x 51 mm	3.6	15.1	14 slices	28 kg
TQ-800BA [▼]	368 x 578 x 422 mm	254 x 51 mm	3.3	13.9	14 slices	28 kg
TQ-800HBA [▼]	368 x 578 x 422 mm	254 x 76 mm	3.3	13.9	14 slices	28 kg
Toasts Three Slices Wide						
TQ-1800	470 x 577 x 421 mm	367 x 51 mm	4.4	18.5	30 slices	33 kg
TQ-1800BA [▼]	470 x 577 x 421 mm	367 x 51 mm	4.6	19.1	30 slices	33 kg
TQ-1800H	470 x 577 x 421 mm	367 x 76 mm	4.7	19.4	30 slices	33 kg
TQ-1800HBA [▼]	470 x 577 x 421 mm	367 x 76 mm	4.6	19.1	30 slices	33 kg

[†] Toasting capacity may vary by product. Toasting of coated products not recommended.

[▲] TQ-405, TQ-400H and TQ-400BA, add 64 mm to depth if using tray extension in rear.

TQ-805, TQ-800BA, TQ-800HBA, TQ-1800, TQ-1800BA, TQ-1800H and TQ-1800HBA, add 165 mm to depth if using tray extension in rear. Height includes legs.

[▼] BA models toast one side only and are for bagels and buns, cut side up.

All Toast-Qwik® Conveyor Toaster Models Feature:

Voltage: 240, 50 Hz, single phase.

Bread Types: TQ-405, -400H, -805, -1800, -1800H: All bread types.

TQ-400BA, -800BA, -800HBA, -1800BA, -1800HBA: Bagels or buns.

Maximum Product Size: TQ-405, -400BA, -805, -800BA: 244 W x 44 H mm.

TQ-800HBA: 244 W x 70 H mm.

Cord Location: A 1829 mm cord on lower right corner on back of unit.

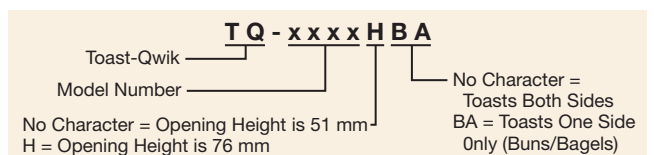
OPTIONS (available at time of purchase only)

TQ-PWR-A Automatic Power Save Mode (switches to Power Save Mode after 30 minutes of inactivity)

ACCESSORIES

TQRAMP Extended Feed Guide – adds 76 mm (excluding TQ-1800 models)

TQ2-SECURITY Control Cover and Bracket (excluding TQ-1800 models)



Toast King® Conveyor Toasters

Designed for mid- to high-volume and constant flow applications, Hatco's proven reliability and performance makes the TK Toasters the workhorse of your operation. These toasters use conveyor speed, not temperature, to determine toast color.

- Toasts a variety of bread products
- Stainless steel construction for years of trouble-free service
- Power-saving thermostat for energy savings during non-peak times
- Manual advance and speed control
- Fully insulated for cooler operation
- Multiple metal-sheathed toasting elements
- Toast storage area keeps bread warm and dry
- Capacity of 720-1320 slices per hour
- Three basket access for fast loading
- Top venting keeps heat away from the operator



TK-75



TK-135B

TOAST KING® CONVEYOR TOASTERS

Model	Dimensions* W x D x H	Voltage	Hz	kW	Amps	Capacity/Minute†	Ship Weight
TK-75	464 x 448 x 845 mm	240	50	5.2	21.8	12 slices	35 kg
TK-105	578 x 448 x 845 mm	240	50	7.5	31.0	16 slices	40 kg
TK-135B	578 x 448 x 845 mm	240	50	5.0	18.1	22 slices	40 kg

* Width includes 19 mm for manual advance knob. Depth includes tray extension of 89 mm.

† Toasting capacity may vary by product. Toasting of coated products not recommended.

All Toast King® Conveyor Toaster Models Feature:

Basket Size: TK-75 (Two-Slice Model): 254 W x 117 H mm.

TK-105, -135B (Three-Slice Model): 368 W x 117 H mm.

Bread Types: TK-75, -105: Bread or buns.

TK-135B: Buns.

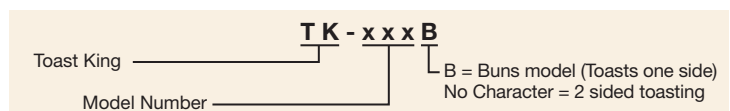
Maximum Product Thickness: 32 mm.

Cord Location: TK-75, -135B: A 1219 mm cord on lower left side on back of unit.

TK-105: Not supplied with cord.

OPTIONS (available at time of purchase only)


TK-SECURITY Control Cover, Bracket, Mounting Hardware and Fuse Cover (TK models only)





Paint Chip Sample Colors

DESIGNER COLORS



*Colors are a representation and may not exactly match our colors.
 Consult factory for possible color matching options on these colors.
 Non-standard colors are non-returnable.*

To order a Hatco Paint Chip & Stone Sample Colors Sheet, visit www.hatcocorp.com / Order Literature / Sales Literature / Sell Sheets.



Scan with web-enabled
mobile device to visit
www.hatcocorp.com

Hatco Corporation

St. George's House | Rearsby Business Park
Gaddesby Lane | Rearsby | Leicestershire LE7 4YH
Tel: 01509 260 140 | Fax: 01509 260 151
www.hatcocorp.com | sales@gamblefs.co.uk