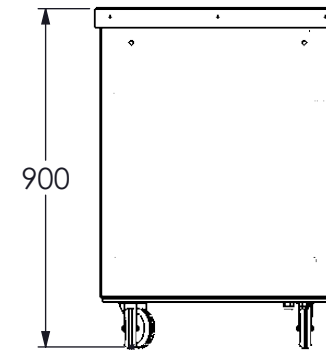
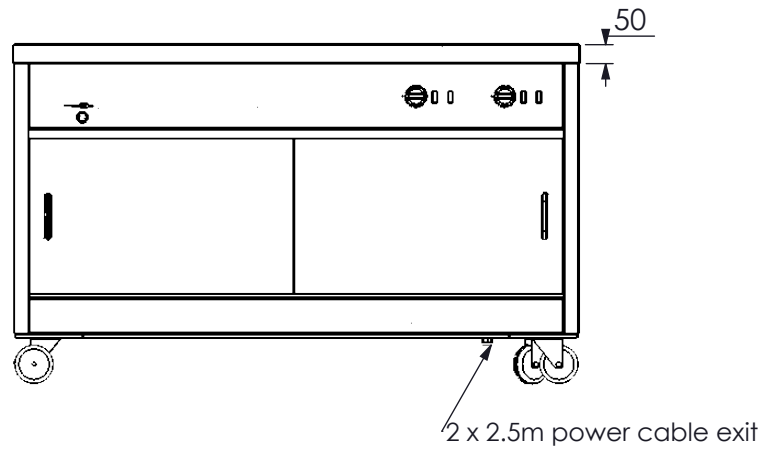
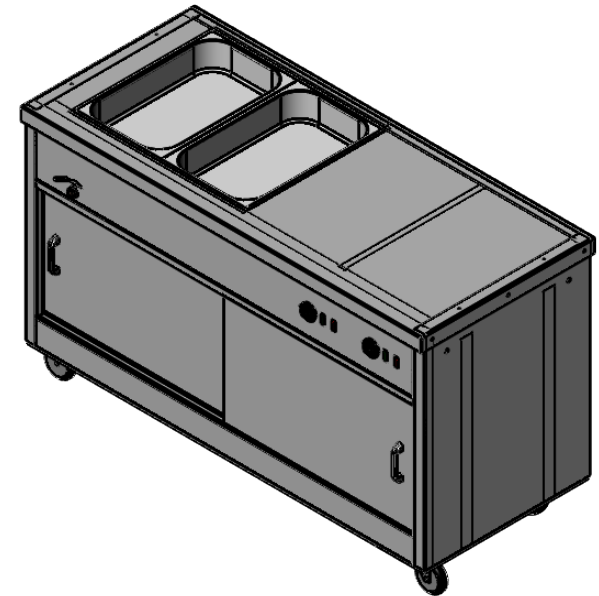
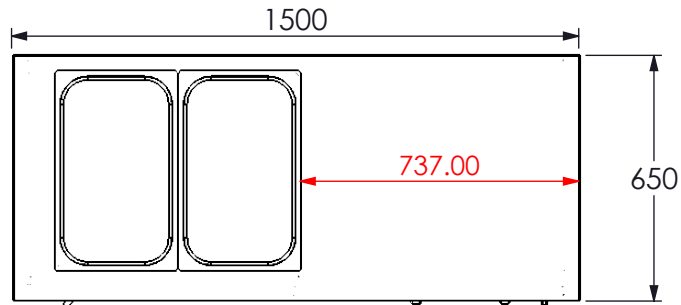


PS-HOT15-1-2BM Assembly



Safe working load - 50kgs per shelf

MATERIAL:	Stainless Steel
GRADE:	
THICKNESS:	
FINISH:	240 Grit

Unless otherwise specified dimensions are in millimeters.
 Tolerance: ± 0.5
 Angular: ± 0.5
 PD = Paper Down
 PU = Paper Up
 BD = Burrs Down
 BU = Burrs Up
 No allowance has been made on the drawing for push through values.

Please allow the following for stainless steel bends in a 10mm V:
 Steel Push Through Value
 0.8MM S/S = 0.92MM
 0.9MM S/S = 0.92MM
 1.2MM S/S = 1.27MM
 1.5MM S/S = 1.45MM
 2.0MM S/S = 1.74MM
 For any other materials or V sizes please see the Amada Handbook



PRODUCT:	PS-HOT15-1-2BM Assembly	DRAWN:	BenD
PART NAME:	PS-HOT15-1-2BM Assembly	REVISION:	1
DWG LOCATION:	I:\1 PRODUCT RANGE\HOT CUPBOARD AND SERVERY UNITS\HOT15-1-2BM (1500x650x900)\	CONFIG:	N/A
COPYRIGHT	© PARRY CATERING EQUIPMENT (MIDLANDS) LTD		
		CREATION DATE:	18/01/2019
		LAST UPDATED:	23/03/2021