



Nacho/Popcorn Warmer

1995/1995S



British Built for Purpose.





Welcome to Parry

Parry is one of the UK's foremost manufacturers of high-quality Stainless Steel Fabricated Products with a 40-year heritage rooted in British craftsmanship.

At Parry, quality and service are second nature. Striving to exceed our customers' expectations is not just our motto; it's the very heartbeat of our business. Our commitment to our customers is reflected in the **Parry 4E Standard Inspection Body** stating that all our products are:



Easy to use



Easy to maintain



Easy to clean



Easy to repair

Our ranges of Stainless Steel Products have been specifically designed with the consumer in mind and are tailored and compliant to your specific industry sector. All our products are 4E Compliant and meet EU & UK regulations, where applicable. The Parry brand stands for quality, reliability and value.

Our British designed products have been created by our expert in-house development team and manufactured to exacting standards using Industry specified grade of European stainless steel and holding relevant EU & UK certification for all product.

ISO9001 certification and continual investment in the training and development of our highly skilled, artisan workforce means that our clients have genuine peace of mind that they are buying hand crafted, quality products supported by five-star customer service. All Parry products meet EU regulations for their respective sector.

We are LEAN manufacturers, minimising waste, maximising productivity. We are proud to run an operation that is committed to minimising our impact on the environment.

Our equipment and furniture are manufactured in our 45,000 sq ft manufacturing facility in Draycott, Derbyshire in England's industrial heartland. Products are made to order if not available in our stocked items which means you can choose from 600 products, offering over 3,500 variants, with short lead times to suit your specific needs. That means you get exactly what you need when you need it.

Our product information can be found here, in our brochure or on our website www.parry.co.uk.

You have my personal commitment that Parry will exceed your expectations. Should you have any questions please contact your distributor. Alternatively, our customer services team will be happy to help you on **01332 875544**.

Mark Banton MBA
Managing Director



Contents

Contents.....	1
Product Overview	2
Technical Data	3
Safety Instructions	3
Installation Instructions	4
Operating Instructions	4
Cleaning Instructions	4
Maintenance Instructions.....	5
Fault Finding	6
Service Information.....	7
Wiring Diagram	8
Exploded View.....	9
Parts List	10
Warranty Information.....	11
Disposal & Recycling	12

Parry Catering Equipment (Midlands) Ltd, Town End Road, Draycott, Derby, DE72 3PT.
Sales Tel: 01332 875544



Product Overview

1995






The Parry large electric nacho and popcorn warmer cabinet is a stylish, reliable front-of-house merchandiser. Made with high quality stainless steel and toughened glass, the attractive design and illuminated interior encourages impulse buys. Please note, this machine is sold blank with signage available on request.

1995S

Small and stylish, the Parry 1995S warmer cabinet is designed to encourage impulse purchases of popcorn and nachos. The unit is made with high quality stainless steel and toughened glass. Please note, this machine is sold blank with signage available on request.

Features	1995	1995S
Unpacked weight (kg)	17	12
Packed Weight (kg)	21	15
Dimensions (w x d x h) mm	400 x 409 x 505	285 x 297 x 505
Plug	Yes	Yes
Overall power rating	57W	57W
Warranty	2 years	2 years

These units lead the industry in:

-  Design and aesthetic appeal
-  Performance
-  Power
-  Functionality
-  After sales support



Technical Data

	1995	1995S
Nominal Voltage:	240 V ~ 50 Hz	
Nominal Current:	0.3	
Nominal Wattage:	70w	
Dimensions W x D x H (mm):	400 x 409 x 505	285 x 297 x 505



Safety Instructions

IMPORTANT: PLEASE READ INSTRUCTIONS FULLY BEFORE USE

These appliances have been designed to warm nachos prior to serving and therefore during its use parts of the appliance will become hot. All personnel must be given sufficient supervision and training in the safe use of this appliance.

ALL APPLIANCES OTHER THAN THOSE FITTED WITH A SEALED MOULDED PLUG MUST BE FITTED BY A QUALIFIED ELECTRICIAN, IN ACCORDANCE WITH CURRENT REGULATIONS.

To avoid scratching the highly polished exterior surface of this equipment whilst in transit, the protective film on the exterior surfaces has NOT been removed.

It is IMPORTANT that this protective film is peeled off before the equipment is used.








Installation Instructions

ALL APPLIANCES OTHER THAN THOSE FITTED WITH A SEALED MOULDED PLUG MUST BE FITTED BY A QUALIFIED ELECTRICIAN, IN ACCORDANCE WITH CURRENT REGULATIONS.








Operating Instructions

-  Your nacho warmer is designed to hold nacho chips at the perfect condition prior to sale. Before loading the warmer must be at the correct holding temperature. To achieve this, switch on the unit with the red switch below the door flap. The switch will illuminate, and the display lamp will come on to confirm the unit is powered.
-  The unit should now be left for at least 15 minutes to warm up.
-  Your nacho warmer can now be loaded with product, this can be done by removing the top and pouring in the chips.
-  **It should be noted that this unit is only suitable for the warming of nacho/tortilla type chips and is not suitable for any other product.**
-  The unit can be turned off at the red switch when not required.



Cleaning Instructions

The appliance should be cleaned after every use.

-  Allow unit to cool down before cleaning
-  Turn off unit at the mains power.
-  Wipe down the machine with a soft cloth, do not use abrasive materials.
-  Stainless steel cleaners maybe used and cleaning instructions on the product must be adhered to.
-  Never clean the unit with water jets.



Maintenance Instructions

Ensure the appliance is isolated from the power supply before installing, cleaning or maintaining the appliance.

Maintenance and service must only be undertaken by a qualified electrician.



Parry Catering provides a complete after-sales service by offering the sales of spare parts directly to customers. Buying spares straight from the manufacturer allows customer to experience exceptional value and speedy delivery on all spare parts.

For more information on buying spares visit:

www.parry.co.uk/parry-commercial-catering-spares



Fault Finding

Fault	Check	Solution
Mains light does not illuminate	<ol style="list-style-type: none">1. Try another appliance in the socket2. Check the socket is switched on3. Check the wiring to and from the plug and the plug fuse.	Should the problem remain please contact your distributor



Service Information

This appliance should be routinely serviced to prolong its lifetime. Parry recommends that the appliance is serviced every 12 months by a Parry authorised engineer. Failure to service your product within the initial 12 month warranty period will cause the 24 month warranty to become void.

If the supply cord becomes damaged, it must be replaced by the manufacturer, it's service agent, or a similarly qualified person.

Enhanced 2 Years Warranty

Parry Catering (Midlands) Ltd offer an enhanced warranty of two years (including parts and labour) on all of the Parry manufactured products. To take advantage of this you should register your warranty by logging onto the company website and filling out our simple form.

www.parry.co.uk/the-parry-warranty

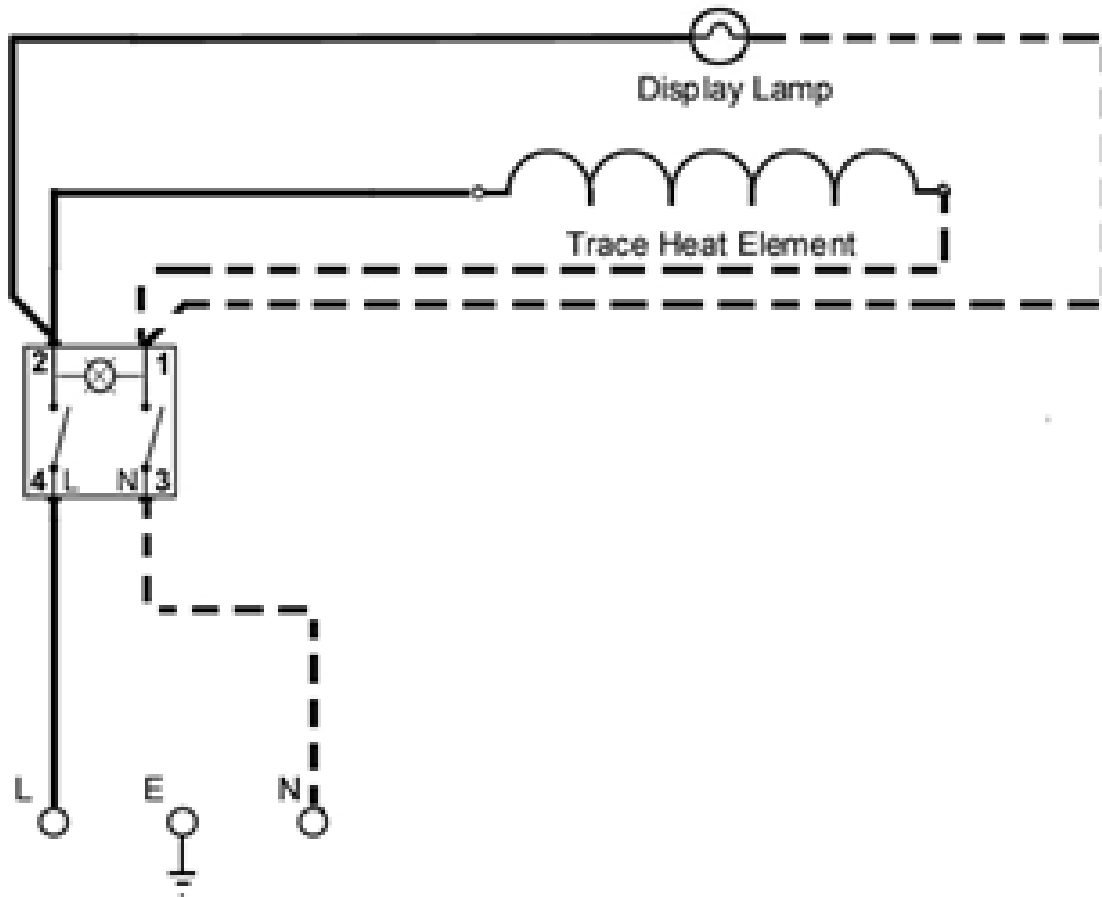
If you have any issues with your product and wish to request a warranty call you can contact our friendly team who will organize a Parry approved service engineer to attend and fix your problem.

All warranty requests can be sent to warranty@parry.co.uk alternatively call our warranty department for technical assistance on **01332 875544**



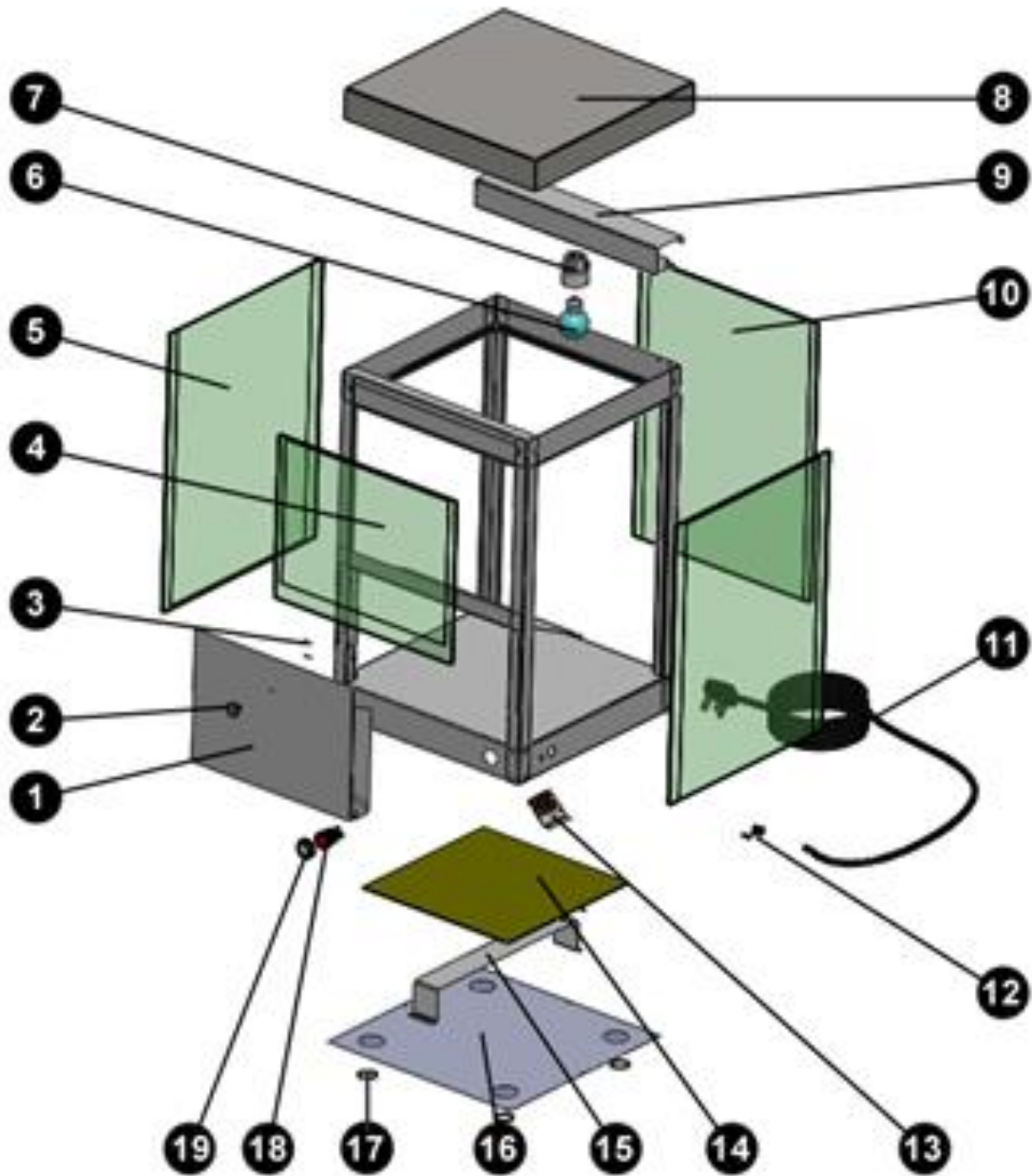


Wiring Diagram





Exploded View





Parts List

Part Number	Description	1995	1995S
1	*Door	1995DOOR	1995SDOOR
2	Door Knob	KNBK11680	KNBK11680
3	Pin	PINDOMEM3	PINDOMEM3
4	Rear Glass	PLGL00285	PLGL00210
5	Side Glass	PLGL00380	PLGL00270
6	Lamp	LAMP0027W (Capsule Lamp G9 27W 230-240V)	LAMP0027W (Capsule Lamp G9 27W 230-240V)
7	Lamp Holder <i>Part of the Lamp assembly</i>	Prior Serial No. 130000593 LAMP0015W (Small Eddison Screw Lamp E14 15W 230-240V)	Prior Serial No. 130041149 LAMP0015W (Small Eddison Screw Lamp E14 15W 230-240V)
8	*Lid	1995LID	1995SLID
9	Lamp Channel		
10	Front Glass	PLGL00367	PLGL00257
11	Mains Lead	MAINSLEAD	MAINSLEAD
12	Strain Relief Bush	BUSR06003	BUSR06003
13	Terminal Bracket	TERMBRKT1	TERMBRKT1
14	Pad Element	NACHOMATL	NACHOMATS
15	*Element Support Bracket		
16	*Base		
17	Rubber Self Adhesive Foot	RUBBRFOOT	RUBBRFOOT
18	Round Switch	SWRE00008	SWRE00008
19	Round Switch Cover	SWRE00008C	SWRE00008C

*Metalwork Components



Warranty Information

The manufacturer's warranty is only valid in the UK mainland. Northern Ireland, Western Isles, Inner Hebrides and Islands are parts only warranty. Please be aware that the warranty starts from the date of purchase from Parry and not the sale or installation date of the equipment.

To be eligible for a 2 year warranty, products must be serviced at least once within the first 12 months of purchase.

All service calls will be carried out between 8am and 5pm, Monday to Friday.

Your warranty is invalid if your equipment has not been installed in accordance with the manufacturer's instructions. The misuse, alteration or unauthorised repairs of the equipment will also invalidate the warranty.

During the warranty period it is at Parry's discretion whether to repair or replace the equipment.

The warranty only applies if the equipment has been used in a professional manner following the manufacturer's instructions and maintenance guidelines.

The warranty covers defects in the material and component failure only. We are not liable for trading loss, loss of perishable items, water damage or loss due to injury or fire damage.

Please ensure you have referred to the manufacturer's instruction before placing a warranty call.

Contact our warranty department on **01332 875544** for technical assistance.











Please have your model number ready before calling.

All warranty requests must be submitted to warranty@parry.co.uk.

Failure to pay any warranty charges will result in your warranty being put on hold until the bill has been settled. Any issues regarding the raised charges should be put in writing to our warranty department for further investigation.

Register your product by visiting our website www.parry.co.uk

Not covered under warranty

-  Fault due to incorrect installation, poor maintenance or equipment abuse.
-  Resetting of equipment or circuit breakers.
-  Faulty electrics – e.g. customer's plug socket, plug, wiring, junction box fault, wrong fuse.
-  Products must be serviced within the first 12 months to be eligible for the 2 year warranty
-  Product not covered by warranty if combustible materials have been used, e.g. plastic trays.
-  Foil used on racks, blockages and lime scale issues.
-  Failure to grant access for pre-arranged service call.
-  Equipment that has been set up or used incorrectly e.g. dishwasher detergents, levelling and setting up of doors on a six burner cooker.
-  Excessive carbon build-up on griddle plates or overuse of lava rock on chargrills. (Recommended use by Parry no more than 2kg.)
-  All of the above points are not covered by warranty and any costs incurred, because of the above, will be forwarded to the parties responsible for placing the call.




Disposal & Recycling

This appliance is marked according to the European Directive 2002/96/EC on Waste Electrical and Electronic Equipment (WEEE).

By ensuring this product is disposed of correctly, you will help prevent potential negative consequences for the environment and human health which could otherwise be caused by inappropriate waste handling of this product.

A symbol on the product, or on the documents accompanying the product, indicates that



this appliance may not be treated as household waste. Instead it should be handed over to the applicable collection point for the recycling of electrical and electronic equipment.

Disposal must be carried out in accordance with local environmental regulations for waste disposal.






For more detailed information about treatment, recovery and recycling of this product, please contact your local city office, your household waste disposal service or the shop where you purchased the product.

Parry Catering recognises our obligations to the EU DIRECTIVE covering the waste disposal of electrical and electronic equipment (WEEE). Parry Catering are committed to this policy in order to help conserve the environment.

At the end of this unit's life you **MUST** dispose of it in an approved manner. You **MUST** not discard the unit or place it in the refuse bin.

You have several options:

-  Take the unit to an approved WEEE scheme company, there will be one in your area.
-  Take the unit to an approved waste disposal site; many sites are managed by your local authority.
-  Contact the units manufacturer, importer or their agent; the contact details will be on the unit.

There will probably be a charge for this service which will depend on the physical size and location of the unit. You will be given a collection price for a curb side collection based on commercial rates prevailing at the time.

It should be noted that the unit to be collected should be suitably packed and sealed to prevent dangerous gases and fluids from escaping. The condition of the unit must also be clean to comply with health and safety regulations.