



WMB3F/B - FilterFlow Wall Mounted Automatic Fill Boiler - Black Glass - W 300 mm - 3.0 kW

The FilterFlow Automatic Wall Mounted Water Boiler is designed for small spaces and provides hot water on tap 24/7 as well as a built-in water filtration system.

- ✓ High quality boiling water on tap 24 hours a day
- ✓ Wall mounted, compact design
- ✓ Built-in water filtration system improves water quality and reduces scale build-up. High volume, easy change FilterFlow cartridge

Specifications

Summary

Range Name	FilterFlow
Power Type	Electric
Unit Type	Wall-mounted
Available in UK Only	No
UK Warranty	2 Years Parts and Labour Warranty
Export Warranty	Contact your local dealer
GTIN Code	5056105101406

Power and Performance

Hot and Cold Water Output	No
Rapid Draw Off Litres	3.5
Total Power kW	3.0
Temperature Range °C	70 - 96
IP Rating	IP23
Rapid Draw Off Cups	23
Hourly Output Litres	31
Hourly Output Cups	205

Key Specifications

Capacity Litres	3.5
Outlet	Single-tap
Dispense Lock	No
WRAS Approved	Yes

Weights and Dimensions

Unit Height (External) mm	418
Unit Width (External) mm	300
Unit Depth (External) mm	185
Net Weight Kg	8.7

Supply Connections

Requires Installation	Yes
UK 3 Pin Plug	No
Requires Hardwiring	Yes
Electrical Supply Rating Watts	3,000
Single Phase Amps	13.0
Single Phase Voltage	230
Water Connection BSPT	3/4"
Water Connection Pressure Bar	1.0 - 8.0

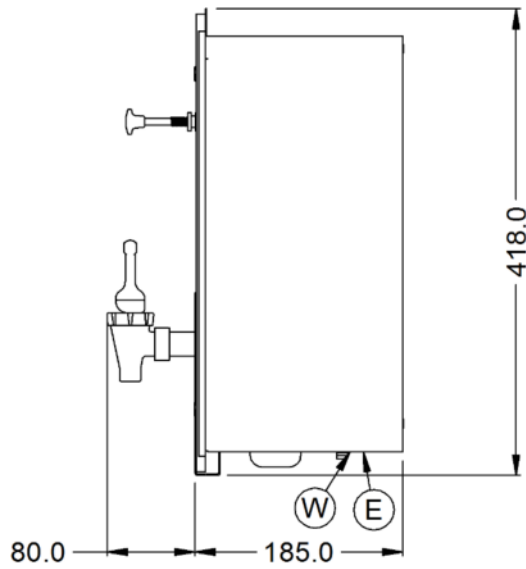
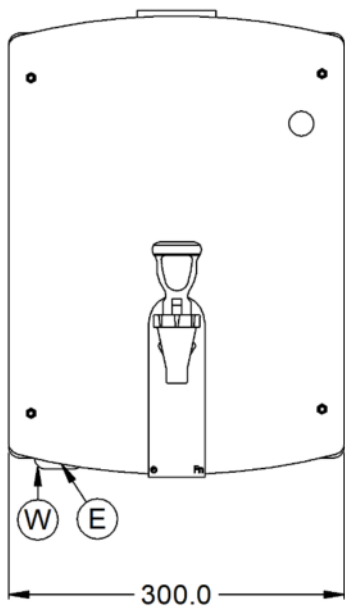
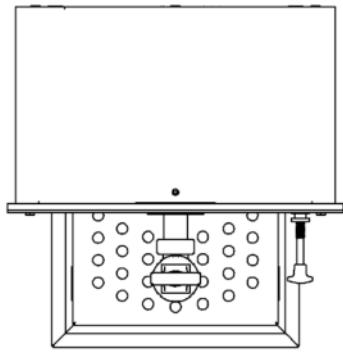
Shipping

Packed Weight Kg	10.5
Packed Height cm	42
Packed Width cm	48
Packed Depth cm	38

Available Accessories

DP10	DESCALER POWDER
DR72	WMB3F DRIP TRAY
FC02	FILTER CARTRIDGE - 1 MICRON

Technical Picture



Lincat Limited

Whisby Road,
Lincoln, LN6 3QZ,
United Kingdom

Company No: 2175448

A member company of



Customer Care

Tel: +44 1522 875500
Email: care@lincat.co.uk

Export Customers

Tel: +44 1522 503250
Email: export@lincat.co.uk

Opening Hours

Monday – Friday:
8.30am – 5pm