




Model:  
 XMD2500-P-FGD-K

Panoramic frameless glass door multideck  
 10 x 1248mm shelves, undershelf LED lighting

## General Information

Prodis XMD2500-P-FGD-W panoramic framless glass door multideck finished in RAL9005 Jet Black



## Key Features

## Construction

## Energy Label

- -1°C to +5°C (3M1) temp. range
- Forced air refrigeration
- 10 x 450mm deep adjustable height and angle shelves
- 330mm base shelf
- 1248mm shelf width
- (10) shelf edge ticket strips
- Undershelf LED lighting
- 1292/764 litre (gross/net) volume
- 5.00m<sup>2</sup> display area
- Self closing double glazed frameless doors with Low E treatment
- HMI digital temperature controller
- R290 refrigerant
- 13amp plug in cabinet

- Painted steel construction
- RAL9005 Jet Black Interior and exterior
- 30mm panoramic Low E glazed end panel
- Slide out low maintenance condensing unit
- Steel front grill secured with neodymium magnets



Prodis XMD2500-P-FGD-K



**3723** kWh/annum

5.13 m<sup>2</sup>      5°C  
 -1°C

## Technical Data

Model	XMD2500-P-FGD-K
Color	Jet Black RAL9005
End panel	Panoramic Low E glass 30mm
Door style	Framless double glazed
Door handle	'L' shaped, frosted
Cabinet construction	Painted steel
Cabinet dimensions	2560 x 740 x 2010 (w,d,h mm)
End panel dimensions	30 x 740 x 2010 (w,d,h mm)
Shelf dimensions	1248 x 450mm
Base dimensions	2500 x 330mm
Usable height	1540mm
Number of shelves	10 + base
Shelf angle adjustment	0° / 7° / 14°
Shelf edge ticket strips	10
Lighting	Undershelf LED (10) + top LED
Doors	4 (3 right hand, 1 left hand)
Glass	Double glazed Low E
Controller	Digital with light switch
Door dimensions	611 x 20 x 1653 (w,d,h mm)
Packaged dimensions	2590 x 767 x 2120 (w,d,h mm)
Net weight	440kg
Gross weight	500kg
Gross volume	2585 litres
Net volume	1529 litres
Total display area	5.00m <sup>2</sup>
System type	Plug-in
Temperature range	-1°C to +5°C 3M1
Climate class	3 (25°C; 60%RH)
Refrigerant	R290
Refrigerant charge	2 x 149 gram
Compressors	2
Evaporator fans	4
Condenser fans	4
Noise level	≤58 dB
Energy consumption	10.2 kWh / 24h
Rated power	1060 W
Voltage	220V / 50Hz
Fuse requirements	2 x 13amp

**Prodis**

**XMD**  
PANORAMIC FRAMELESS GLASS DOOR MULTIDECK

Approvals

Available At

Document #

