











































Machine	Explode	Code	Description
CB507 Polar Chilled Display with 2 Curved Glass Doors	1	AC414	Base Feet
CB507 Polar Chilled Display with 2 Curved Glass Doors	2		Side Grill
CB507 Polar Chilled Display with 2 Curved Glass Doors	3		Plastic Door
CB507 Polar Chilled Display with 2 Curved Glass Doors	4		Metal Base Of Fan Motor
CB507 Polar Chilled Display with 2 Curved Glass Doors	5		Front Grill
CB507 Polar Chilled Display with 2 Curved Glass Doors	6-1	AA633	Thermostat
CB507 Polar Chilled Display with 2 Curved Glass Doors	6-2	AG078	Thermostat (R600a)
CB507 Polar Chilled Display with 2 Curved Glass Doors	7-1	AA636	Defrost Timer
CB507 Polar Chilled Display with 2 Curved Glass Doors	7-2	AG079	Defrost Timer (R600a)
CB507 Polar Chilled Display with 2 Curved Glass Doors	8		Condenser
CB507 Polar Chilled Display with 2 Curved Glass Doors	9		Condenser Cushion
CB507 Polar Chilled Display with 2 Curved Glass Doors	10		Control Box
CB507 Polar Chilled Display with 2 Curved Glass Doors	11	AC417	Control Panel
CB507 Polar Chilled Display with 2 Curved Glass Doors	12		Control Knob
CB507 Polar Chilled Display with 2 Curved Glass Doors	13		Evaporator Protect Board
CB507 Polar Chilled Display with 2 Curved Glass Doors	14		Vent Tray
CB507 Polar Chilled Display with 2 Curved Glass Doors	15	AC418	Shelf Clip
CB507 Polar Chilled Display with 2 Curved Glass Doors	16	AC419	Shelf
CB507 Polar Chilled Display with 2 Curved Glass Doors	17		Handle
CB507 Polar Chilled Display with 2 Curved Glass Doors	18		Side Door Frame
CB507 Polar Chilled Display with 2 Curved Glass Doors	19		Door Glass
CB507 Polar Chilled Display with 2 Curved Glass Doors	20		Upper/Bottom door frame
CB507 Polar Chilled Display with 2 Curved Glass Doors	21	AC420	Door Gasket
CB507 Polar Chilled Display with 2 Curved Glass Doors	22		Upper Hinge
CB507 Polar Chilled Display with 2 Curved Glass Doors	23	AC430	Inside Light Cover
CB507 Polar Chilled Display with 2 Curved Glass Doors	24		Lamp Insert Foam
CB507 Polar Chilled Display with 2 Curved Glass Doors	25		Outer Plastic Panel
CB507 Polar Chilled Display with 2 Curved Glass Doors	26		Outer Light Cover
CB507 Polar Chilled Display with 2 Curved Glass Doors	27		Screw Cover
CB507 Polar Chilled Display with 2 Curved Glass Doors	28	AC431	Light Tube
CB507 Polar Chilled Display with 2 Curved Glass Doors	29		Lamp Bracket
CB507 Polar Chilled Display with 2 Curved Glass Doors	30	AC423	Ballast
CB507 Polar Chilled Display with 2 Curved Glass Doors	31	AC424	Lamp Holder
CB507 Polar Chilled Display with 2 Curved Glass Doors	32	AA645	Switch
CB507 Polar Chilled Display with 2 Curved Glass Doors	33		Light Ceiling
CB507 Polar Chilled Display with 2 Curved Glass Doors	34		Side Glass
CB507 Polar Chilled Display with 2 Curved Glass Doors	35		Pole
CB507 Polar Chilled Display with 2 Curved Glass Doors	36		Bush
CB507 Polar Chilled Display with 2 Curved Glass Doors	37		Steel Ball

Exploded diagram and spare parts list

CB507

CB507 Polar Chilled Display with 2 Curved Glass Doors	38		Door Pin
CB507 Polar Chilled Display with 2 Curved Glass Doors	39		Side Stainless Iron Piece
CB507 Polar Chilled Display with 2 Curved Glass Doors	40		Top and Bottom Stainless Iron
CB507 Polar Chilled Display with 2 Curved Glass Doors	41		Fan Blade
CB507 Polar Chilled Display with 2 Curved Glass Doors	42	AC718	Fan Motor
CB507 Polar Chilled Display with 2 Curved Glass Doors	43		Foam Base of Evaporator
CB507 Polar Chilled Display with 2 Curved Glass Doors	44		Fan Blade Spring
CB507 Polar Chilled Display with 2 Curved Glass Doors	45		Evaporator Tray
CB507 Polar Chilled Display with 2 Curved Glass Doors	46	AA796	Evaporator
CB507 Polar Chilled Display with 2 Curved Glass Doors	47		Motor Fixed Ring
CB507 Polar Chilled Display with 2 Curved Glass Doors	48		Plastic Base
CB507 Polar Chilled Display with 2 Curved Glass Doors	49		Compressor
CB507 Polar Chilled Display with 2 Curved Glass Doors	50		Upper/Bottom Seep Tube
CB507 Polar Chilled Display with 2 Curved Glass Doors	51		Wire Board
CB507 Polar Chilled Display with 2 Curved Glass Doors	52		Plastic Fence
CB507 Polar Chilled Display with 2 Curved Glass Doors	53	AC425	Insert Parts
CB507 Polar Chilled Display with 2 Curved Glass Doors	54		Round Feet
CB507 Polar Chilled Display with 2 Curved Glass Doors	55-1		BS Plug
CB507 Polar Chilled Display with 2 Curved Glass Doors	55-2		Power Cord
CB507 Polar Chilled Display with 2 Curved Glass Doors	56	AF597	Charging Pipe
CB507 Polar Chilled Display with 2 Curved Glass Doors	57		Pipe Clip
CB507 Polar Chilled Display with 2 Curved Glass Doors	58	AA635	Dry Filter